



■ May & June programs

May 21 — Meet representatives from some of our Community Service agencies.

June 18 —2019 Challenge & Raffle Quilt Presentations. Also Jean Zoet on antique quilt preservation.

■ Wanted: Challenge Ideas

Chair Cheryl Sunderland has dubbed the 2019 show “Quilts out West,” and is calling for Challenge ideas. Ideas must be submitted in writing with the title/ theme and rules by June 11, and will be shared at the June meeting. Please send ideas to Cheryl at cherylsunderland@gmail.com.

A volunteer to coordinate the challenge during the year is also being sought.


President's Message

Spring has come and my garden is pulling me away from quilting. However, I find myself thinking about gardens and quilts together.

Think about a border garden with a mix of shrubs, perennials, annuals and ground cover — that's a scrappy quilt. The Japanese keep it simple but still lovely with a single trimmed pine, some large boulders and sand swept like quilting on a contemporary quilt. There is a deserted old farm house with a few roses and a lilac bush that looks like a very old quilt, coming apart, waiting for someone to rescue and put back together.

Look around this spring and see if you can find a garden that might inspire a quilt!

Nancy



Nancy Knowlton
2018 Guild President

Find inspiration online for your 'Out West' quilt

BY LAUREL SUTTON

Not surprisingly, lots of traditional blocks have names that refer

to Western things: pieced coverlets came on the wagon trains, then practical pioneers created new ones when they settled. Delectable Mountain and Bear Paw come immediately to mind.

There is an accessible encyclopedia of blocks at www.quilterscache.com; Marcia Hohn gives cutting and sewing directions for scores of old (and new) designs. The H's alone yield Hard Times, Headed Home, Hill & Valley, Homeward Bound, and Hovering Hawks; the S's include Sage Bud, Santa Fe Trail, Squash Blossom, Sawtooth, Shady Pine, South Dakota Star, Split Rail Fence, Star of Destiny, State

2019 western themed show a natural for classic blocks

of Arizona, and State of Oregon. And the rest of the alphabet strikes even more sparks.

If you want to create a map-like sampler of state blocks or create a tribute to your home state (not every Western state has a traditional block), try this link: www.bellaonline.com/subjects/7939.asp

The web can lead you to similar books as well: on Amazon, check out *American Quilt Blocks: 50 Patterns for 50 States* by Beth Summers; *50 Fabulous Paper-Pieced Stars* by Carol Doak (remember a collection of quilts by Material Girls several years ago?) or *50 States Quilt Blocks* by Rita Weiss and Linda Causee (another paper-piecing maven). [Editor's note: local bookstores would be thrilled to



Bear Paw is one of many timeless western patterns

order any of these for you.]

If embroidery is your thing, www.acherryontop.com will sell you iron-on transfers from Aunt Martha; the 50 State Americana Quilt is based on hexagons that outline each state and flank it with its bird and flower.

If you're enamored of English paper piecing, google the “Utah Tempter”

by Jen Kingwell, a set of acrylic templates that creates an 8-inch block with four overlapping circles. You can also purchase historic images printed on cotton sateen from www.oldeamerican-tiques (located in Bozeman, MT); find a series of state stars, state names, national parks and monuments. And much more deliciousness (canning and fruit labels), not to mention cowgirls and cowboys.

Inside this issue

President's Message1
 Programs for May & June.1
 Ideas & Inspirations for 2019 Show1
 Executive Board and Chairs.2
 Briefs and News2
 White Bluffs News2
 Community Service News3
 Raffle Quilt4
 Project Linus.5
 Birthdays5
 Community Service Block6
 June Jaegar Participants7
 Advertising and Subscriptions8
 Quilt Show People's Choice Winners. ...9
 Registration for Spring Retreat.10
 Next Months' Meeting Dates11

Please send corrections, ideas, and feedback to Carol O'Callaghan at oc.carol@gmail.com or call or text her at 509-289-9065.

White Bluffs Quilt Museum

■ "Hey, doll!"

Go down memory lane at White Bluffs Quilt Museum's new display, "All Dolled Up," starting in May.

The display will feature dolls from around the world, both hand made and those familiar friends we had growing up. Dolls everywhere—come in and enjoy!

■ Studio stash sale

White Bluffs will host a stash sale so our members can downsize their stash and you can add to yours. Find fabric, beads, jewelry, quilts, and notions to purchase. There will also be door prizes, refreshments, lots of time to shop and visit. Saturday, May 19. 9am - 3pm

Board & Other Briefs


■ New 'doggone' group

The newest Friendship Group has "Gone To the Dogs."

Judy Gelhaus, whose family tree includes granddogs Diesel, Deuce, and Izzie, will take up the canine (and feline) side of community service.

The guild has not had a go-to pet person for quite some time, so Judy knows there is an abundance of bits and bobs that will serve the purpose. She will host the first sewing/stuffing sessions at White Bluffs Quilt Museum on Tuesday May 8, at 12:30 pm.

"Come with the bits of batting and fabric you have been collecting," she invites. No need to bring your own machine; you can rent one for \$3. Denim yardage donated by Ethel Ferger will provide a sturdy, hopefully



chew-proof cover. Experienced pet-bed makers will be on hand to coach.

Judy foresees a twice monthly schedule, on the 2nd and 4th Tuesdays. Phone her (947-8942) with questions.

■ Last Chance for Cove Retreat

Only about a week remains to reserve a space for yourself at this year's Spring Retreat. The retreat will be at Cove, Oregon Tuesday-Saturday May 8-12. A registration form is available in this newsletter (pg 10). For more information, contact Ginny Coffman at ginnycoff@gmail.com.



Treat yourself Mother's Day at Cove, OR.

■ Community quilt ins and outs

Dozens of piecing, quilting and binding kits go out and come in at our meetings, resulting in many completed quilts being placed into the hands of those in need. Which is wonderful!

With so much going on at meetings, there isn't always time for the community service team to track the ins and outs, so to help them keep track of their numbers, please remember to leave your name and the tracking # on the yellow tablet! It's helpful for the team to know the numbers. Thanks.

WHO DO I CONTACT?

Community Service	Cyndy Underwood
Webmaster	Karen Brun
Newsletter	Carol O'Callaghan
Programs	Jo Matthias and Shirley Lacey
Programs	Chris Cowen
Library AM	Jo Matthias
Library PM	Barbara Minton
Workshops	Elaine Brouillard
Quilt Show Chair	Ardith Eakin
Membership	Ginny Coffman
Retreats	Rena Christensen
Friendship Groups	Sandy Moroney
Sunshine	Barbara Minton
Bus Trips & Tours	

www.tcquilters.org



EXECUTIVE BOARD & CHAIRPERSONS

OFFICERS

Each officer has 1 vote;
 President only votes to break a tie

President	Nancy Knowlton
Treasurer	Jean Zoet
VP AM	Mark Palmer
VP PM	Laurel Sutton
Guild Secretary	Nancy Green

COMMITTEE CHAIRS

Each Committee has one vote

Community Service	Cyndy Underwood
Education Programs	Barbara Minton
Membership	Ardith Eakin
Communication	Jean Keaveney
Quilt Show 2018	Elaine Brouillard

Community Service quilts impact lives in troubled times

Cyndy Underwood shares the following letters from agencies which received our Community Service quilts last year.

■ Dear Tri-Cities Quilters Guild,

We are incredibly grateful for your support. Thank you for your gift of 4 quilts.

Donations like yours make it possible to meet the increasing needs for compassionate care for those in our community during times of illness, crisis and loss.

We want you to know that your giving has an impact. In 2017, we served a record number of 995 patients and their families through hospice and 330 people through our Palliative Care Programs alone. Over 674 people were served through Behavioral Health, 1,637 received grief care, 157 were supported through Cork's Place and thousands more were cared for through our chaplains serving at hospitals, the cancer center, the juvenile justice center and during community crisis and emergencies.

We are very grateful for you and for your support of the work we do in service to others.

Sincerely,
Heather Filbin
Director of Donor Relations

■ Dear Tri-Cities Quilters,

Thank you for your generous donations of quilts. The Tri-Cities Cancer Center greatly values contributions from our community. Your support is making a difference in the lives of cancer patients and their families.

Thank you,
Tri-Cities Cancer Center Staff

■ Dear Cyndy & Tri-Cities Quilter's Guild

We want to thank you for your awesome donation of quilts. They are so awesome and of such great use for our clients! Many times our clients come to us with very little due to their situation, so to be able to provide them with a warm quilt is heartwarming and can bring them a feeling of safety.

Thank You!!
Domestic Violence Staff

"We're on track"

BY CYNDY UNDERWOOD

We have a total of 89 quilts that have been turned in. I have delivered a total of 44 with the rest being processed and 3 being held back possibly for Habitat for Humanity.

Domestic violence	11
CASA	6
TC Cancer Center	4
Chaplaincy	4
Child Protective Service	12
Sexual Assault & Resource Center	7

Fourteen were turned in at March's meeting and 28 were turned in at April's meeting. We are on track for meeting our goal of 300 quilts this year.

Agency	Crib 30-36x36-50	Sm Snuggle 40x40	Kid's Cuddle 40x60	Lap 50x60	Twin 39x75 mat	Queen 60x80 mat
Casa Guardian ad Litem B/F Counties	x	x	x			
Child Protective Services		x	x			
Columbia Basin Veterans Coalition				x	x	x
Domestic Violence Service		x	x	x	x	x
Habitat for Humanity					x	x
Hospice at the Chaplaincy				x	x	
Red Cross	x	x	x	x	x	x
Royal Family Kids Camp						
Support Advocacy & Resource Center		x	x			
Tri-Cities Cancer Center				x		
Tri-City Pregnancy Network	x					
Tri City Union Gospel Mission				x	x	

Chart submitted by Cyndy Underwood to show agency guidelines on quilt sizes.

Rolling out the Raffle Quilt

The embroidery talents of Mark Palmer are on full display in the raffle quilt for next year's show. Comprised of ten embroidered outer panels surrounding a large symmetrical focal point, the quilt is warm, delicate, and masterful. And it's a perfect compliment to next year's show theme "Quilts Out West."

"The embroideries were designed as large scale ones that required rotating a 350 x 360mm hoop," says Mark. "This required careful alignment of the two halves of the embroidery to minimize misaligned lines between the two halves." It's worth a close up look next time you have a chance.

Raffle tickets will soon be available. Get yours at the next guild meeting. There's an extra incentive: each of this year's tickets will include a coupon for 20% off at Discount Vac & Sew. It's a win-win-win idea: the guild saves on paper and printing with the advertisement; ticket buyers will save at the cash register — and may win a lovely quilt!; and hopefully more tickets will be sold, which translates into more funds for community quilts. And those quilts will help the community, so add another win.

Now to get those tickets into people's hands. The guild is seeking a "quilt wrangler" for the year to bring the quilt and sales apparatus to various sales locations throughout the Tri-Cities as the year progresses. The board decided not to sell tickets at the Richland Farmer's Market this year, so other locations are extra important. If you're interested in helping, or partnering up with someone else to share the tasks, contact Mark Palmer at 509-554-3796.



"Paisley Profusion" is a queen size quilt embroidered and quilted by Mark Palmer in 2014. The embroidery patterns are called Piccadilly Paisley and were created by Shirley Rosenbrock. Quilt size is roughly 86" x 88".



Pick up some raffle tickets, and share the luck with friends: each ticket is not only a chance to win, it's a coupon at Discount Vac 'n Sew. Also each has a save the date reminder to attend next year's show.



Project Linus

*Providing Security
Through Blankets*

SATURDAY, Mar 5 10 am – 4 pm
Team Battelle/Workparty
Quinault Baptist Church
5400 W Canal Dr, Kennewick
509-460-7120

THURSDAY, May 10 9:30 am – 4 pm
Quilting at the Library
Richland Public Library
955 Northgate Dr, Richland
509-942-7454

SATURDAY, May 26 noon – 4 pm
Walla Walla Workparty
Walla Walla Sew & Vac

SATURDAY, June 2 10 am – 4 pm
Team Battelle/Workparty
Quinault Baptist Church

THURSDAY, June 14 9:30 am – 4 pm
Quilting at the Library
Richlabd Public Library

www.projectlinus-tc.org

■ **Renowned filmmaker and historian shares his personal quilt collection.** An exhibition of Ken Burns' quilt collection is currently being shown at the National Quilt Study Center in Lincoln, Nebraska. Watch an interview and take a virtual tour at www.cbc.ca/1.4545578
(Thanks, Nancy Green, for the info.)

Happy Birthday!



May

Normalee Adams
Sharon Avery
Maggie Bevers
Phyllis Burnham
Jane Daugherty
Patricia DeBattista
Patti Douglass
Marie Lavey
Cora McMurchie
Linda Nelson
Faye Notch
Kathy Pomrankey
Brenda Preddie
LaVon Richey
Debbi Trevino
Linda Williams
Ilene Winegardner

June

Jane Armstrong	Arliss Redekopp
Janice Atkin	T. Kae Roan
Kendra Bacus	Caryn Root
Wendi Ball	Mary Schneider
Cheryl Garrison	Bonnie Severtsen
Jerrine Gjerdevig	Carol Shoaf
Katie Harris	Marlene Tippet
Nancy Knowlton	Sharon Tomlinson
Phyllis Maynard	Della Ward
Barbara Minton	Connie Wong

If it is your Birthday Month, please bring treats to share at the meetings!

GUILD FABRIC CLOSET

Need fabric or batting to complete a Guild project? Decluttering the sewing area? Check out the Closet! Fabric donations are welcome.

Kathy Kaser-Nichols' office
229 N Fruitland, Kennewick
509-586-7335

Fun, Flasy Fishy

9.5" square unfinished



CUTTING INSTRUCTIONS:

Background: Use a solid water color blue, blue-green, turquoise or aqua (both sides of the fabric will be used so it must be a solid)

Cut: One 5" background (water) square, plus
Two 4" x 6.5" water rectangles (to be trimmed later)

Fish: Use bright batik fabrics. Tail fabrics can be a solid or a batik, as long as both sides of the fabric can be used.

Cut: Two 4" x 6.5" fish tail rectangles (to be trimmed later)
Use a coordinated batik for the body.

Cut: a) One 3.75" x 1.75" strip batik
b) One 3.75" batik square
c) One strip 5" x 1.75" (Sew to top of pieced body section)
Sew (a) to (b) and then add (c).

Or — Alternate design for fish body:

Cut: One 5" square batik, if you want a simpler fish



PLACING & SEWING INSTRUCTIONS:

- Place the tail fabric and background fabric rectangles on top of each other and CUT DIAGONALLY, the long way as shown
- Layout all cut pieces as shown in the photo.
- Sew the long bias edges of the tail to background fabric and press to the tail fabric.
- TRIM each sewn, tail/background rectangle to 5" x 2.75".
- Sew two sections together to make a 5" tail section. Do this twice.
- Sew the fish body parts together, if you decide on the pieced one.
- Sew the four patches together as in the layout photo.

Kathy will sew the fish blocks on point with more "water fabric" triangles.



Workshops result in new skills & unique keepsakes

BY NANCY ENNEKING & GINNY COFFMAN

Nine ladies joined June Jaegar for her Tsukineko Ink on fabric class on April 17 and 18. We had quite a variety of photos that were turned into fabric works of art, including three sets of pooches, one flower vase, a self-portrait, two cats, a butterfly, an arrow-shooting rider on a horse, and an Egyptian baseball team (yeah, that was Carol Shoaf, our world traveler).



June showed us how to work with ink in bottles that we dipped empty markers in and used to apply the ink. Sounds complicated, but it was so fun and everyone's picture turned out so fabulous!

Jean, the speedy one, ended up doing two pictures — one of her cat and one of herself when she was younger... like '70s hippie younger... with beautiful eyes and long braided hair.

The grange where we had the classes could have held another nine or more tables easy, so ya'll missed out on a really wonderful class! Thank you Barbara for setting this up. We have works of art that are priceless memories in our favorite medium — fabric! Now, we all need to finish these up and get them in next year's quilt show!

■ June's second workshop showed us how to take a photo of our choosing and turn it into a wall hanging quilt. There were seven in this class and everyone had wonderful pictures to work with. There were a couple of dogs, flowers, Deception Pass (bridge included), Jean's self portrait (she placed it on a new background), Mount Rainer, a river scene, and an Oregon lighthouse (plus ocean). June spent all of her time working with us one on

one. She shared different techniques and personal ideas to help us in the process of turning out masterpieces. Her one request was to bring our quilts to Sisters this July. I think she wants to show off how easy it is to turn her students into artists!



Local Shops

AUNTIE IDA'S QUILT SHOP

435 W Hermiston Ave
Hermiston, OR
541-567-2726
Mon - Sat 10 am - 5:30 pm
10% Discount to TCQG members on regularly priced fabric and notions

CRAFT WAREHOUSE

7411 W Canal Drive
Kennewick, WA
509-783-9663
10% discount on one item per visit - show your card

DISCOUNT VAC, SEW & FABRICS

119 W 1st Ave
Kennewick, WA
509-586-1680
www.discountvacandsewwa.com
10% discount to TCQG members on regularly priced fabric

FABRIC 108

5215 W Clearwater Ave, Suite 105
Kennewick, WA
509-586-0108
Email: fabric108@yahoo.com
www.fabric108.com

JANEAN'S BERNINA

6303 Burden Blvd in Pasco
509-544-7888
www.janeansbernina.com
10% off to TCQG members on regularly priced merchandise

JOANN FABRICS

751 N Columbia Center Blvd
Kennewick, WA
509-736-0970
10% discount with VIP card

QUILTMANIA

1442 Jadwin Ave, Richland
509-946-7467 (PINS)
Email: quiltmania@verizon.net
15% discount to TCQG members on fabric and notions. Local shops.

SANDY'S FABRICS AND MACHINES

24 N Benton, Kennewick, WA
509-585-4739 (ISEW)

THE SEWING BASKET & GIFTS

1108 Wine Country Road
Prosser, WA
509-786-7367
10% discount to TCQG members

Printing & Advertising Information for Quilter's Press

- **Quilter's Press:** published six times per year by the Tri-City Quilter's Guild, PO Box 215, Richland, WA 99352
- **Subscription:** (6 issues/year) \$10.50 per calendar year, or included in the annual membership dues.
- **Send to Editor (in writing):** your comments, information, articles, announcements. Future events for all quilt groups published free of charge. Editor: Carol O'Callaghan 509-289-9065 oc.carol@gmail.com
Items will be used as space permits.
- **Advertisements:** TCQG members receive one free personal advertisement (business card size) per year. Business Advertisements: quilt-related shops, fabric shops, and persons who operate a home-based quilt related business. Rates are listed at right. Display ads should be camera ready.
- **Deadline for Newsletter Input:** 15th of February, April, June, August, October, and December.

Quilter's Press Advertising Rates Per Issue

Business Card	\$10 non-members — \$5 for members
Classified	\$1 per line - \$5 minimum (same for members)
Quarter Page	\$20 non members — \$10 for members
Half Page	\$40 non-members — \$20 for members
Full Page	\$80 non-members — \$40 for members

TCQG members may place one free business card size ad per year.

‘Show Stopper’



A quilt show patron stops to appreciate the story, talent, and sense of humor woven into “Sophie,” a stunning and whimsical work of art created by Suzie Stacey. Suzie used bits and pieces of clothing from special people and moments in her life: children’s dance recital dresses, her own prom dress, her husband’s first handmade tie, and more. The quilt was a conversation piece throughout the weekend.

People’s Choice Winners

Congratulations to these People’s Choice Award Winners:



Cheryl Garrison
“Stars for a New Day.”
First Place



Patty Wolk
“Heirloom Quilt”
Second Place



Ellen Cornely
“Landscape Silhouettes”
Third Place

Sue Cornell is helping to sell a machine for the family of guild member Loretta Miller, who passed away last fall after another bout with cancer. “It’s a beautiful setup for someone wanting to get into embroidery,” says Sue. “Loretta only made a couple of stunning quilts with it before she got sick.”



FOR SALE:

Bernina 830 Embroidery machine. Purchased in 2013 by my dear friend and TCQG member. Used only 2 yrs. Includes machine, beautiful birch table (made by Unique Sewing Furniture in Cheyenne WY.), tons of extras; software, over large 100 spools of thread, etc. Altogether, about \$20,000 worth of equipment & supplies. Selling for \$7,500. Contact Sue Cornell 509-947-6701.

Linda Hernandez of Kennewick won the raffle quilt — on one ticket bought at the Badger Mountain Holiday Bazaar!



TCQG 2018 Spring Retreat

May 8 - May 12 (Tuesday - Saturday)
Retreat begins at 10:am on Tuesday, ends at 3:pm on Saturday

**Ascension School Camp & Conference Center
1104 Church Street, Cove OR 97824**

Registration Deadline: April 10, 2018

Name _____ Phone ____ - ____ - _____

Email _____

Address _____

City _____ State ____ Zip _____

Tuesday - Saturday, 5 days / 4 nights / 7 meals: \$350
Wednesday - Saturday, 4 days / 3 nights / 6 meals: \$295
Required deposit \$50
Final Payment due April 15

Payment in full \$ _____ Amount Enclosed \$ _____

Name of Roommates 1. _____
2. _____

Room Preferences 1. _____
2. _____

Any Food/Other Allergies _____

A minimum of 12 must register for \$ amounts above. Less than 12 will result in slight registration increase. Maximum of 22.

Mail Application with Deposit to: TCQG- Treasurer
P.O. Box 215
Richland, WA 99352

Contact: Ginny Coffman
509-786-8953 leave message
ginnycoff@gmail.com

PO Box 215, Dept. QP
Richland, WA 99352

Return Service Requested



Happy Spring!

MAY

Second Monday Board Meeting 5/14

6:30 pm

White Bluff's Museum
294 Torbett Street, Richland
(All members are welcome.)

Third Monday AM Meeting 5/21

10 am Social Time & Refreshments

10:30 am Meeting & Program

Hillspring Church 1153 Gage Blvd, Richland

Third Monday PM Meeting 5/21

6:30 pm Social Time & Refreshments

7 pm Meeting & Program

Hillspring Church 1153 Gage Blvd, Richland



Detail of Carol Capelle's quilt "Fireside Chat," which was displayed at the show, from a design by Janine Burke.

JUNE

Second Monday Board Meeting 6/11

6:30 pm

White Bluff's Museum
294 Torbett Street, Richland
(All members are welcome.)

Third Monday AM Meeting 6/18

10 am Social Time & Refreshments

10:30 am Meeting & Program

Hillspring Church 1153 Gage Blvd, Richland

Third Monday PM Meeting 6/18

6:30 pm Social Time & Refreshments

7 pm Meeting & Program

Hillspring Church 1153 Gage Blvd, Richland

Please wear name tags to meetings.

If you need a pattern contact Patty Minton or find it at www.tcquilters.org.