



## 35th Annual Show pin

Introducing the 2018 Show pin! The 2018 show is our 35th Annual Quilt Show and deserves a special pin. The cloisonne pin mimics the star pattern found in our raffle quilt, and bespeaks "Persistence of Pattern."

These special commemorative pins are 1 1/8" in diameter and are comprised of eight colors. The price is still \$6 each and pins can be purchased soon from Jo Matthias and Jean Keaveney.

Do you have all of our previous pins? Most of them? Have you made a clever display of them? We would love to see what you've done. Please contact Jean if you can help (jeankeaveney@gmail.com).



## December docket

As a departure from the norm, the 2017 Annual Business Meeting Saturday, Dec 2 will be followed by a ticket-only brunch at the Red Lion in Richland. Those attending the brunch need to purchase tickets

## Business Bylaws & Brunch

See page 5

## President's Message

I used to joke that after retirement, time accelerates...the last two years are certainly proof! It has been a pleasure to serve as president for the Guild and the time has flown by.

You have been very patient with me as I learned how to do this job. Now it's my pleasure to turn over the president's gavel to Nancy Knowlton. Alongside her, Nancy Green will serve as secretary; Mark Palmer is repeating as the AM vice president; and Jean Zoet will be the treasurer, assisted by Rena Christiansen. The PM meeting vice president will be filled by myself as acting PM vice president until a volunteer is identified. (Call me!)

I am excited about a change in our annual routine: we will meet at the Red Lion (Hanford House) on George Washington Way in Richland, at 10 am Saturday, Dec 2, for our annual business meeting. The business meeting will be held between 10-11 am. There is no charge to attend the business meeting.

At 11 am, following the business meeting, a buffet brunch will be served. We want to reward our members who have worked so hard throughout the year making quilts for community service. You are an incredibly prolific group. Your artistry is present in hundreds of homes throughout the Tri-Cities and beyond. Therefore, the Guild is supporting \$10 of each ticket, making the cost of the brunch for members \$15 each. Non-member guests will pay the full price of \$25. Tickets are non-refundable after Nov 21. Everyone is invited to participate.

Thank you to all who have helped me through my time as president. I may be stepping down as the "holder-of-the-gavel" but I will be picking up new responsibilities as we go forward. I look forward to working with you all in the years ahead.



Jean Keaveney  
2017 Guild President

*Jean*

## Inside This Issue

President's Message . . . . .	1
Commemorative Show Pin . . . . .	1
Annual Business/Brunch Meeting . . . . .	1
Officers/Committees . . . . .	2
Briefs . . . . .	2
Member Artist for Annual Show . . . . .	3
Guest Artist for Annual Show . . . . .	4
Native American Month Glimpses . . . . .	5
Birthdays Nov-Dec . . . . .	5
OCD Challenge . . . . .	6
Raffle Quilt and Tickets . . . . .	6
Persistence of Pattern Reminders . . . . .	7
Christmas Block Idea . . . . .	8
New Officers . . . . .	9
Community Service . . . . .	10
Project Linus . . . . .	10
Membership Renewal Form . . . . .	11
Books: Persistent Patterns . . . . .	12
Workshops . . . . .	12
Allied Arts Show Info . . . . .	12
Local Shops . . . . .	13
Advertising & Subscriptions . . . . .	13
Nov-Dec Meeting Calendar . . . . .	14

## Briefs

Fall's here! Brisk breezes and colorful leaves signal changing weather and holidays ahead. Time for some important updates from the Tri-Cities Quilters' Guild.

### ■ Co-Chair remains unfilled

Pitch in for TCQG - When it comes to the Quilt Show, our guild works like a fine-tuned machine ... *if* we all show up and do our parts. Our 2018 Quilt Show chair Elaine Brouillard is still looking for a new BestFriendForever (read: Co-Chair)—for our upcoming quilt show.

A candidate for Quilt Show Co-Chair is needed right away. Will you lend a hand for our signature event?

Contact Elaine!



### ■ Library books out?

Please return any Guild library books at the November Guild meeting or make arrangements to return with Carol Capelle (509-430-9899).

### ■ Block of the Month time off

No "Block of the Month" for the holidays. Check back in January.

### ■ Machine quilters guild

The Mid-Columbia Machine Quilters' Guild invites those who want to learn more about techniques in machine quilting to come to its meetings the last Saturday of the month in January, February, April, June, August and October.

Mid-arm, long-arm and even domestic machine quilters of all skill levels are encouraged to attend. In the past the group has had speakers, workshops and hands-on machine time, sharing techniques of the craft.

For more information about meeting place and time please contact Tanya Bunch ([tanyabunch@msn.com](mailto:tanyabunch@msn.com) 509-586-2994) or Edna Wigger ([ednawigger@outlook.com](mailto:ednawigger@outlook.com)).

### ■ Consider renewing early

Please consider renewing your membership early. Many wait until the quilt show to renew, which can create a burden on the treasurer. Early renewals will also help give our incoming treasurer more practice before taking over. Thank you!

### ■ Community quilt support

Several gift cards are available for those who could use a little help obtaining fabric to complete a community quilt project. For more information, see Laurel Sutton.

## EXECUTIVE BOARD 2017

### OFFICERS

Each officer has 1 vote; President only votes to break a tie

<b>President</b>	Jean Keaveney
<b>VP AM</b>	Mark Palmer
<b>VP PM</b>	Jean Zoet
<b>Guild Secretary</b>	Ardith Eakin
<b>Treasurer</b>	Chris Cowan
<b>Secretary AM</b>	Barbara Atwell
<b>Secretary PM</b>	VACANT

### COMMITTEE CHAIRS

One vote per committee

<b>Community Service</b>	Cyndy Underwood
<b>Membership</b>	Floreine Turrington
<b>Newsletter</b>	Carol O'Callaghan
<b>Programs AM</b>	VACANT
<b>Programs PM</b>	VACANT
<b>Publicity</b>	Jean Keaveney
<b>Quilt Show 2018</b>	Elaine Broillard
<b>Co-Chair</b>	VACANT
<b>Workshops</b>	Jo Mathias

### OTHER CHAIRPERSONS

Non-voting

<b>Guild Closet</b>	Kathy Kaser-Nichols
<b>Friendship</b>	Tina Foley
<b>Historian</b>	Jo Matthias
<b>Retreats</b>	Barb Furlong
<b>AM Hospitality</b>	VACANT
<b>PM Hospitality</b>	VACANT
<b>AM Library</b>	Carol Capelle
<b>PM Library</b>	Barbara Wetzel
<b>Properties</b>	Laurel Sutton
<b>Sunshine</b>	Tina Foley
<b>Webmaster</b>	Cynthia Ewer
<b>Email Coordinator</b>	Michele Boston
<b>White Bluffs Liaison</b>	Jo Matthias

*Editor's Note:  
As our newsletters  
are now online  
(and are being  
indexed by search  
engines like  
Google) we are no  
longer publishing  
personal or contact  
information, in  
order to protect  
member privacy.*

Our Web Address: [www.tcquilters.com](http://www.tcquilters.com)

**Next Newsletter Deadline is December 15**  
Please send your items and ideas to Carol at [cc.carol@gmail.com](mailto:cc.carol@gmail.com).

# Ethel Ferger to represent Guild

*Thank you so very much for choosing me to be the Member Featured Artist for the 2018 Quilt Show. I am well aware that just about everyone in the guild is qualified to do a fantastic job as Featured Artist. I'm a huge fan of our guild. We do so much good and so many beautiful things in our community. We've donated 275 quilts so far this year alone. And our quilt show is always fantastic and a cultural addition to our community. I'm excited to get started on a new quilt for the show I really enjoy quilts and am so hoping to have a nice display. ~ Ethel*



ETHEL FERGER



**NOTE FROM ELAINE BROUILLARD**  
**Quilt Show Chair**

At the last show I was walking around trying to learn all the show positions as the Co-Chair. I went to help set up in the Silent Auction. I was placing books out under the direction of Chair Judy Urrita. Fun and fast work. One book caught my eye, because of the batik quilt on the cover. That became my book purchase. I then went back to help set up "In the Beginnings" Jason Yenter's guest artist booth. While working with him I asked for a list of who I should invite to be the next guest artist. He suggested a woman he worked with, Laurie Shifrin. Well, that book I had picked out was Laurie's book *Batik Beauties*. I took that as a sign. I called the next Monday after the show and she said yes. I think she will be our next BFF quilting sister.

# Spotlight to include Northwest quilter



LAURIE SHIFRIN

Laurie Shifrin feels fortunate to live in the lush Pacific Northwest, where her love for colors and textures found in nature is constantly fed and nurtured. Although she enjoyed her former career as a professional violinist, this phase of Laurie's life has been the most creative and rewarding.

Laurie has authored three books, using primarily batiks. The latest, *Batik Gems*, is with C&T Publishing. Her pattern company, Laurie Shifrin Designs, showcases 19 new designs.

Being a published author has opened up the world of

international teaching. Laurie regularly travels around the United States and Canada to share her enthusiasm and love for batiks and her no-nonsense quilting tips. For her, this is the most rewarding part of being a quilt designer and author. She treasures interacting with quilters of all levels and loves sharing her knowledge and insights.

Many quilters know Laurie from her many years as manager of the wonderful Seattle quilt shop In The Beginning, which closed its doors a few years ago. She continues as technical editor for In The Beginning publications, including books and

patterns. Laurie recently edited well-know quilter Marsha McCloskey's book, *Feathered Star Quilt Blocks II*.


Laurie's other quilting endeavors have led her to design a new block of the month pattern for Hoffman California Fabrics called Ripples and Reflections, and a featured pattern for Timeless Treasures. She has contributed quilts to numerous books by other authors, including Sandy Bonsib's *Quilting Your Memories*, In The Beginning's *Playtime to Bedtime*, and Eleanor Levie's *Skinny Quilts and Tablerunners*. Laurie's quilts and quilt designs are regularly shown

by Hoffman, Island Batik, and Princess Mirah Design at International Quilt Market.

*From Laurie Shifrin's web page. Find out more about her books, patterns, workshops, kits, fabrics, and quilts for sale at [laurieshifrindesigns.wordpress.com](http://laurieshifrindesigns.wordpress.com)*



The grace, drama and mystery of Arizona's gorgeous slot canyons inspired Laurie's newest quilt design, Antelope Canyon.



Laurie Shifrin has authored and co-authored several popular books and especially loves the look and feel of batiks.



## Native American Month highlights

White Bluffs Quilt Museum is offering two opportunities to learn about and appreciate Native American Culture during November, which is National Native American Heritage Month.

White Bluffs to feature glimpses of art & culture

The Wanapum Discovery Unit will be available on the museum's parking lot Oct 27-28 from 10-4. A project of The Wanapum Heritage Center, the Discovery Unit is a traveling, custom motor home that brings the Wanapum history and culture to you.

Visitors learn who the Wanapum are, about their traditional foods and their way of life, and about how they maintain their culture. Inside the unit is a miniature of the old Priest Rapids Wanapum Village and many other Wanapum artifacts. The tour is free, tell a friend!

### Artifacts, Basketry, Talks, Tours

- Wanapum Discovery Unit (see above) at White Bluffs Quilt Museum Oct 27 - 28 from 10 am - 4 pm.
- An exhibit of Native American Artifacts at White Bluffs Quilt Museum through Wednesday, Nov 22.
- An exhibit of basketry, collected by the St Regis Iroquois Reservation in upstate New York, will be displayed at the Richland Library through Saturday, Nov 25.
- East Benton County Historical Society & Museum will give a lecture Friday, Nov 3 covering their Native American Collection followed by a tour of their display. Located at 205 W Keewaydin Drive in Kennewick.

*White Bluffs Quilt Museum  
294 Torbett Street, Richland  
www.whitebluffscenter.org*



## November

Suzanne Arthur  
Debbie Bone-Harris  
Cheryl Booth  
Linda Brackenburg  
Geneva Carroll  
Tina Foley  
DeeAnna Galbraith  
Judy Gelhaus  
Kate Giever  
Brenda Hayte  
Judy Main  
Flo O'Leary  
Pam Pelly  
Roxie Ross  
Sharon Schmidheiser  
Jenny Treadway  
Cyndy Underwood  
Karyn Watson  
Eleanor Weston  
Donna Wildman

## December

Val Alderson  
Barbara Atwell  
Nansi Bainard  
Deborah Bluhner  
Marilyn Buck  
Allison Edwards  
Cynthia Ewer  
Sandra Ferland  
Susan Giddings  
Janie Levanger  
Joan Lund  
joan Merz  
Jill Partridge  
Sherry Patridge  
Pamela Russell  
Mirela Samson  
Laura Sawyer  
Charlotte Scott  
Barb Sherrill  
Ellen Sly  
Cindy Smoot  
Alison "Sunni" Voss



Don't Forget!

If it is your Birthday Month, please bring treats to share at the meetings!

## Annual meeting and brunch

From page 1

in advance to allow for a headcount. The \$15 cost reflects a contribution by the Guild to help keep costs down for attendees. Guests are welcome at the full price of \$25.

Our annual business meeting begins at 10 am and is free of charge. In addition to committee reports and introduction of new officers, two important votes are on the agenda: approval of the budget for next year (as usual) and approval of the revised bylaws (not as usual). The bylaws are available on the web page.

The bylaw revision committee

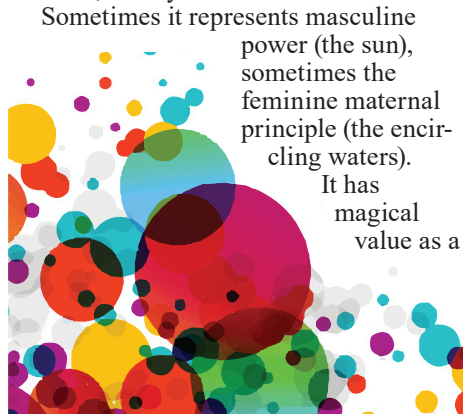
envisions a guild that meets its members' changing needs in a fluid and flexible way. Changes are intended to streamline both the document and the administrative structure of the Guild: fewer members required at board meetings, and more members able to collaborate informally on the educational and charitable activities of the Guild.

Bylaw revisions must be affirmed by a two-thirds majority of members attending and voting; proxies may not be sent. Please come to support the efforts of the volunteers who lead your Guild.

# Expressing ‘OCD’ in a roundabout way

BY THE GANG OF FIVE  
Friendship Group

The circle is certainly a persistent pattern. Across cultures, through time, it has signified totality, wholeness, perfection, the self, the infinite, eternity, timelessness, and cyclic movement.



Sometimes it represents masculine power (the sun), sometimes the feminine maternal principle (the encircling waters). It has magical value as a

protective agent.

The Gang of 5 friendship group invites you to find or create a circle design and sew your own version of it as the quilt show challenge. Your entry must contain at least one full, round, 360-degree circle.

## Circles Can Be

- appliqueed (needle turned or machined or fused or raw-edge or portholes)
- *and/or* pieced (5-minute circles or portholes or drunkard's paths or New York beauties or winding ways or flow-ering snowball or wedges)
- *and/or* quilted
- *and/or* part of the fabric print

Your entry can assume any shape, but its circumference must be no smaller than 80 inches and no larger than 144 inches.

So, for instance, if you design in a square, 20x20 is minimum, 36x36 maximum; in a circle, 26 diameter is

## To register your “OCD”

- Register by Feb 17
- Turn in by Mar 10
- Vote at meeting Mar 18

minimum, 44 maximum; in a rectangle, 10x30 or 13x27 would achieve the minimum, 12x60 or 15x47 maximum (lots of possible proportions will work; the math is minimal).

The sky is the limit for fabric content, surface design, embellishment.

We'll vote anonymously at the March 18 Guild meeting and secretly (as usual) for our top three, and the challenge team will choose an honorable mention.

We hope your heads are spinning!

## Exquisite quilting on this year's raffle quilt makes it a true prize

“Falling into Place” is this year's unusual and beautiful raffle quilt featuring five cascading Bali Wedding Star Blocks.

“Falling into Place” was originally intended to be the back for the Bali Wedding Star Quilt Raffle quilt a few years ago. But when Debi Trevino started to long arm the quilt, it was apparent that the two pieces wouldn't work together. The TCQG

Board decided that the orphaned back could be placed in the silent auction, but Ginny Hildreth asked for the opportunity to long arm the back as its own quilt and enter it into quilt shows in hopes of a quilt provenance.

And what a history she gave this quilt. She won several ribbons for it based on her machine quilting. Ginny titled it “Falling into Place” and it is now the 2018 Raffle Quilt.

The quilt was originally pieced by Aicha Bourouh, Carol Capelle, Jane Frank, Jerrine Kirsch, Andrea Melius, Patty Morehouse and Darlene Smith.

It was quilted with wool batting, so the quilt will be warm in the winter and cool in the summer. It measures 105 inches by 91 inches (a large queen).

The quilt took third place for bed quilt at the Home Machine Quilting show in 2015 and was juried into the Machine Quilters Exposition 2015.

The Bali Star inspired the 35th year pin.

Buy those raffle tickets!

## Got raffle tickets?

“The hard part is over,” said Mark Palmer, referring to the year's outside ticket sales. No more baking, freezing and getting windblown!

About half of the tickets remain to be sold and Mark needs volunteers for these scheduled events:

**Nov 18:** Calvary Chapel Bazaar  
**Dec 2:** Badger Mountain Bazaar  
**Jan 19-20:** Pasco Sportsmans Show  
Contact Mark 509-947-5353.



“Falling into Place” is as beautiful close up as it is from afar.

# Time to get show quilts all sewn up

Almost any quilt illustrates the persistence of pattern. All the familiar geometry of traditional blocks involves repetition, and quilters often introduce variation to spice things up.

*Just a few more months before "Persistence of Pattern" show*

The specifics of theme categories were introduced in the July/August newsletter. Here is some clarification, keyed to the shorter labels on your registration form.

## Theme Category: Unfinished

The quilt blocks or printed patterns that persist through guilt — orphan blocks or projects that got buried in the back of a drawer or the bottom of a chest. Get them off your conscience. Finish what you started in a class....

## Theme Category: Unstarted

The quilt blocks or printed patterns that persist because they're enticing — anything on your bucket list of things to try or designs you haven't begun because they're too big or require too many types or colors of fabric or because you feel inadequate or alone. Enlist the company of friends: swap fabrics or blocks or create a collaborative quilt along with others.

## Theme Category: Repeated

The quilt blocks or printed patterns that persist through pleasure — these are the designs so rich with possibility that you have re-created them with variations, or so easy or enjoyable to sew that you made them again. (Space requirements might mean that we hang just a photo of your first version next to your new one.)

## Collection/Collaboration

As in the past, projects in this category are quilts or other projects made with your group of friends. Patterns by Laurie Shifrin will be entered here under group name "Laurie Shifrin."

## Other Categories

- "Bed and Wall"
- "Junior" for quilters under 15
- "Workshop"
- "Other" for miscellaneous creations
- And, of course, the "Guild Challenge"

## "My Kind of Town"



Bev Lien (right) shares her autobiographically inspired quilt, titled "My Kind of Town" at the Guild meeting October 16. Paper pieced, the quilt shows scenes from the world of her youth, even including a miniature of herself at age 10 on the step of the Woodmere Elementary schoolhouse she attended-. Bev grew up around Portland, where she learned to sew back in the 1940s.

## FUN FACT ABOUT THE ORIGIN OF THE WORD:

quilt (n.) c. 1300, "mattress with soft lining," from Anglo-French quilte, Old French cuilte, coute "quilt, mattress" (12c.), from Latin culcita "mattress, bolster," of unknown origin. Sense of "thick outer bed covering" is first recorded 1590s. ([www.etymonline.com](http://www.etymonline.com))

**Candy Crandall**  
Longarm Quilter

*Candy's Quilts & Things*  
Let us quilt for you

68403 NSR 225Benton City, Wa. 99320  
509-531-8550

[candysquiltsandthings@gmail.com](mailto:candysquiltsandthings@gmail.com)  
[candysquiltsandthings.blogspot.com](http://candysquiltsandthings.blogspot.com)

## FOR SALE

### Babylock Ellegante BLG Sewing/Embroidery Machine

Manufactured in June 2004 • \$1,400.00

416 built-in stitches, 336 stitching patterns

32 Nancy Zeiman Exclusive patterns

Includes approximately 60 large pattern files

Automatic Needle Threading System, Automatic Thread Trimming

Small to large hoops plus Magna Hoop

All original manuals • Programs updated 4/2015

Stitch count just over 3,041,000 stitches

Used once since the last service.

**Ginny Coffman [ginnycoff@gmail.com](mailto:ginnycoff@gmail.com) 509-786-8953**

# Use scraps to create a ‘Patchwork Forest’

FROM “DIARY OF A QUILTER”  
Blog by Amy Smart

Here is a way to use up a pile of assorted Christmas fabric in one project. Amy Smart shares her tips and thoughts in a funny and frank blog. To help fill in on these minimal instructions, visit her blog at [www.diaryofaquilter.com/2015/12/modern-christmas-tree-quilt-block.html](http://www.diaryofaquilter.com/2015/12/modern-christmas-tree-quilt-block.html).

## THE BASICS

These blocks will end up about 7" x 9" finished. Cut and piece the blocks in pairs. This eliminates fabric waste and makes the blocks come together lickety-split. Choose two fabrics with a lot of contrast (color and scale) so that your trees will really pop

Fabric requirements for each pair of blocks are:

- Two squares 8 1/2" x 8 1/2"

- Two strips 2" x 8 1/2"
- Two brown pieces 1 1/2" x 2"

Stack your two 8 1/2" x 8 1/2" contrasting squares on top of each other. Place a quilting ruler at an angle and make a diagonal cut. Pull the fabric from the first cut away, and make a second diagonal cut the other direction to get your tree shape. Important: Don't cut your triangle point right at the top of the block – leave lots of room above the point so that there's room for squaring up and for seam-allowance.

Different shaped trees can give the quilt more visual interest, so don't worry about being too careful.

Cut your two 2" x 8 1/2" strips in half to make two sets of 2" x 4 1/4" strips.



Swap out the “tree” piece and match it up with the contrasting background pieces. Sew the tree piece to the background side



pieces starting with the side of the second cut. Press seam and add the side from the first cut.

Once your sides are pieced, square off the bottom so that the edges are straight across. Then sew the two sets of 2" x 4 1/4" strips on either sides of a brown 2" x 1 1/2" ‘trunk’ piece.

Square up the sides and top edge of the blocks to all the same size. It honestly doesn't matter exactly what size they end up, as long as they are all the same.





# 2018 Officers

■ **NOTE:** A PM Vice President is still being sought. Please consider volunteering for your Guild.

## ■ NANCY KNOWLTON, President


My name is Nancy Knowlton. I was born in Sedro Woolley in 1940, graduated from Sedro Woolley High School, attended Western Washington College and the U of W. My husband and I have been married for 55 years, have two sons and six grandchildren.

Volunteering has always been a part of my life, from caring for refugee families in my Church, to serving as the treasurer for a State Senate campaign. At my first meeting with the Guild in (about?) 1995,

I volunteered to be the treasurer and served for four years, then two years as AM vice president, two years with Jan

Greenwell as program chairs and two years as chairperson for hanging the quilts at the quilt show.

I volunteered to be the president for the guild because it means a lot to me and to many others. I think of the members we have lost in the last few years and think of the hard work many of them did to support the art of quilting that brings so much pleasure to so many. It was unthinkable to me that the Guild that offers a place to share, learn and enjoy the



Apologies, photo of Nancy not available.

company of so many, could come to an end. I will do my best to serve you and the Guild in 2018.

## ■ MARK PALMER, PM Vice President

I grew up in Coeur d'Alene, Idaho and moved to Oregon in high school and went to school there. After college I got a job at Hanford and worked there for 33 years before retiring. After retiring, I decided to buy a sewing machine and learn how to sew so I could do simple things we needed, like hems on pants.

My first class was a log cabin table runner. I was hooked. Within 9 months I traded my machine in for a sewing/embroidery machine and I was on my way. I was advised to keep the original machine but I couldn't justify two machines. Silly me, in just a few months I went back and bought the same machine again so I could sew and do embroidery at the same time.

I tried renting a long-arm to quilt some of my quilts and was very unhappy with the results and didn't like having to quilt with a force time constraint. I also didn't like the idea of having someone else finish my works of art. I knew in order to do the kind of quality work I wanted I would have to take a leap and buy my own long-arm, so I did. I am a one-stop-shop for sewing and quilting.

I love sewing. I don't understand all these people trying to tell you how to speed it up and make it go faster. I want to slow it down and enjoy it. My absolute favorite thing is machine embroidery, and especially machine applique. And don't forget it's what's inside the quilt that you can't see that keeps you warm at night.



## ■ JEAN ZOET, Treasurer

I am retired from the education field of employment. I loved teaching and being a principal but love retirement even more.

I began quilting 40 years ago. I started out with traditional patterns but now design many of my own and love to create art type quilts. I also do tapestry, dye fabric, bead on quilts and also make jewelry. I am committed to our guild and love to help when I can.



## ■ NANCY GREEN, Secretary

I have been sewing most of my life. I made garments for my whole family most of that time. I got into quilting about 15 years ago. I even had an online quilt shop for a while. I purchased a Gammil longarm about 10 years ago and have never looked back.

I mostly like to make traditional pieced quilts but will try anything once! I particularly love making scrap quilts. I just can't seem to part with anything, so I enjoy being able to use it. I have a particular heart for charity quilts and try to always make space for doing several each month on the long-arm. I am also an avid knitter and cross-stitcher

## Quilters cowboy up



Kathy Kaiser-Nichols shows one of the quilts made with boot blocks created by members for a recent “Block of the Month” project. Guild members really came through, contributing enough boots to make several quilts for community service.

## Project Linus

Providing Security Through Blankets

**Saturday, Nov 4 10 am – 4 pm**

Team Battelle/Project Linus  
Workshop  
Quinault Baptist Church  
5400 W Canal Dr, Kennewick  
509-460-7120

**Thursday, Nov 9 9:30 am – 4 pm**

Quilting at the Library  
Richland Library  
955 Northgate Dr, Richland  
509-942-7454

**Wednesday, Nov 25 noon – 4 pm**

Walla Walla Work Party  
Walla Walla Sew & Vac  
102 E Main St, Walla Walla

**Thursday, Dec 2 10 am – 4 pm**

Team Battelle/Project Linus  
Workshop  
Quinault Baptist Church  
5400 W Canal Dr, Kennewick  
509-460-7120

**Saturday, Dec 14 9:30 am – 4 pm**

Quilting at the Library  
Richland Library  
955 Northgate Dr, Richland  
509-942-7454

**Thursday, Dec 26 noon – 4 pm**

Walla Walla Work Party  
Walla Walla Sew & Vac  
102 E Main St, Walla Walla

[www.projectlinus-tc.org](http://www.projectlinus-tc.org)

## Community quilt donations approaching 300

### BY CYNDY UNDERWOOD Support, Advocacy & Resource Center

■ Thank you so much your donation of quilts back in May. It's been a very busy couple of months, but we are happy to say that we are now in our new building!!! Thank you again for your continued support. Come see us! (The new address is 1458 Fowler St, Richland.)

■ Everyone needs to pat themselves on the back. We reached our original goal of

275 quilts at September's meeting. Since there are still a couple of months left this year I raised the goal to 300. I would like to thank everyone for their work in making the quilts that go to our agencies. You are all awesome.

■ The community service team is looking for more members to be part of its effort. Those who are interested are invited to our quarterly meeting Wednesday, Nov 29, at 11:30 at the Kennewick Sterlings.

## Guild Fabric Closet

Need fabric or batting to complete a Guild project? Decluttering the sewing area? Check out the Closet!

Fabric donations are welcome.

Kathy Kaiser-Nichols' office  
**229 N Fruitland, Kennewick**

(between Bennett Rentals  
and Pallis Pool & Patio)

509-586-7335



**Membership Application**  
**Membership Year: January 1 – December 31**  
**Dues Rate: \$20/year**  
**New/Renewal**

Name	Birthday (Month and Day Only)	
Street Address		
City	State	Zip
Phone (    )	Email (used only to share important Guild information only)	
Snowbird Address: Start and End Dates:		
<input type="checkbox"/> New Member <input type="checkbox"/> Membership Renewal Electronic Newsletter (Y/N) By selecting yes this saves on postage cost, thank you!		
Signature:		Date:
<b>Dues are payable to: TCQG. Please mail this form with payment to</b> <b>TCQG, c/o Treasurer, PO Box 215 Richland WA 99352</b>		

The Tri-City Quilters' Guild is a nonprofit organization organized for educational purposes within the meaning of Section 501c(3) of the Internal Revenue Code. Members are encouraged to serve actively on at least one committee each year and to participate in the annual quilt raffle and quilt show. Below, please check any activity in which you are willing to participate.

-----

As a member, I would like to ...

- \_\_\_\_\_ 1. Help in any way I can. Please let me know what is needed.
- \_\_\_\_\_ 2. Chair or co-chair a TCQG committee. (Examples: raffle quilt, workshops, retreat, publicity, membership, etc.)
- \_\_\_\_\_ 3. Chair or co-chair a Quilt Show committee (examples: door prizes, Hoffman challenge, merchant mall, etc.)
- \_\_\_\_\_ 4. Work during the quilt show
- \_\_\_\_\_ 5. Sell raffle quilt tickets
- \_\_\_\_\_ 6. Serve as a TCQG officer
- \_\_\_\_\_ 7. Teach a half- or full-day class (please specify) \_\_\_\_\_
- \_\_\_\_\_ 8. Give a program at a TCQG meeting (please specify) \_\_\_\_\_
- \_\_\_\_\_ 9. Make phone calls
- \_\_\_\_\_ 10. Other (please specify) \_\_\_\_\_

FOR GUILD USE ONLY			
Dues Received \$ _____	Receipt # _____	Check # _____	Received by _____
Card Delivered _____	New Member Packet _____	1/11/16	

# Might be time to try something old that's new-to-you: persistent patterns

BY LAUREL SUTTON

October's program/quiz tested our knowledge of the names of traditional blocks. It's an endlessly fascinating subject! And traditional, folk designs are in the public domain: no worries about copyright violations.

If you're in the market for new-to-you ideas, check out these resources:

## In Print

■ *Encyclopedia of Pieced Quilt Patterns* compiled by Barbara Brackman (the queen of block names) — the resource used by museums and collectors to name and date antique and vintage pieces.

■ *Encyclopedia of Pieced Quilt* White Bluffs has a copy.

■ *The Quilter's Album of Blocks & Borders* by Jinny Beyer (whose Memory Match game appears in The Quilt Show newsletter).

■ *1000 Great Quilt Blocks*

by Maggi McCormick Gordon (the fat little blue "bible" published by Martingale). White Bluffs has a copy.

■ Books by Sally Schneider, guest artist at our 2012 show: *Fit for a Queen*, *Crazy for Scraps*, *Scrapmania*, *Scrap Frenzy*, *Scrap Happy*, *Triangle Tricks*.

## Online

■ [www.quilterscache.com](http://www.quilterscache.com) by Marcia Hohn. An extensive alphabetical list ... fun if you have a theme or idea in mind. I found blocks named Mississippi and My Blue Heaven to sew for my brother ("Mike's Blue Heaven on the Mississippi") when he made his dream happen of living a year on the river. I also found The Frugal Block for last year's Bee @ WB collaboration theme quilt.

■ [www.missouriquiltco.com](http://www.missouriquiltco.com) by minions of Jenny Doan. Clever cutting and sewing ideas for pre-cuts; free

tutorials!

■ [www.quiltville.com/index.html](http://www.quiltville.com/index.html) by Bonnie Hunter,

another famous scrap artist. She has books as well, and a column in "Quiltmaker."



And if you're up for a challenge—everybody needs to have an heirloom project on their bucket list—google Jack's Chain (left) or La Passacaglia (right) ... enjoy the eye candy!

## Workshops

■ Learn to use EQ-7 in a class at Discount Vac & Sew. EQ-7 ("Electric Quilt") is software that can help you design, color and size your quilt on the computer. There will also be a \$5 class fee. Bring your Laptop with the EQ-7 software downloaded on it. Bring a lunch! For more information, contact Jo Matthias ([swede22nd@aol.com](mailto:swede22nd@aol.com)) or Barb Minton ([mintonba@hotmail.com](mailto:mintonba@hotmail.com)).

Dates: Thurs & Fri, Nov 9-10, starts at 10 am

Fees: \$35 for the two days plus \$5 class fee

Register: Send your name, e-mail, phone number and \$35 payment to Treasurer TCQG, PO Box 215, Richland, WA 99352



■ White Bluffs is offering a class to teach you how to use up all of those denim jeans you don't have the heart to throw away, along with using up some of your fabric scraps. You'll need a sewing machine, 6-inch denim circles, 3 3/4 inch cotton fabric, thread, Stitch Witchery, 3 3/4 inch template and pins.

Dates: Sunday, Nov 12 1-4 pm

Fees: Class fee \$25

Costs: Denim kits \$30

Instructor: Ginny Coffman

Register: [ginnycoff@gmail.com](mailto:ginnycoff@gmail.com) or 509-786-8953

## Call for quilts for Allied Arts show

Allied Arts Gallery at the Park will feature Guild quilts Jan 3-26. And artists' reception is Jan 7 from 1-3 pm.

Bring quilts by Jan 2, but please submit your registration form by Dec 2 (find online or at meetings), so proper gallery tags can be created. Hanging will start at 10 am, Jan 2; take down starts at 10 am, Jan 28. Volunteers are needed and welcome for both!

A couple of reminders:  
1) long arm sewing machine needles and pliers for hanging quilts; 2) hang those you need to sell, not just the pretty ones for display. Good sales helps everyone. Allied Arts collects a 30% commission on any quilt sold so price accordingly.

# Local Shops

## AUNTIE IDA'S QUILT SHOP

435 W Hermiston Ave  
Hermiston, OR  
541-567-2726  
Mon - Sat 10 am - 5:30 pm  
10% Discount to TCQG members on regularly priced fabric and notions

## CRAFT WAREHOUSE

7411 W Canal Drive  
Kennewick, WA  
509-783-9663  
10% discount on one item per visit - show your card

## DISCOUNT VAC, SEW & FABRICS

119 W 1st Ave  
Kennewick, WA  
509-586-1680  
www.discountvacandsew.com  
10% discount to TCQG members on regularly priced fabric

## FABRIC 108

1108 E 44th Ave  
Kennewick, WA  
509-586-1741  
Email: fabric108@yahoo.com  
www.fabric108.com

NEW ADDRESS

## JANEAN'S BERNINA

6303 Burden Blvd in Pasco  
509-544-7888  
www.janeansbernina.com

10% off to TCQG members on regularly priced merchandise

## JOANN FABRICS

751 N Columbia Center Blvd  
Kennewick, WA  
509-736-0970  
10% discount with VIP card

## QUILTMANIA

1442 Jadwin Ave, Richland  
509-946-7467 (PINS)  
Email: quiltmania@verizon.net

15% discount to TCQG members on fabric and notions. Local shops.

## SANDY'S FABRICS AND MACHINES

24 N Benton  
Kennewick, WA  
509-585-4739 (ISEW)

## THE SEWING BASKET & GIFTS

1108 Wine Country Road  
Prosser, WA  
509-786-7367  
10% discount to TCQG members

*With a little help from my friends...*



Karen Brun (left) and her "two friends" Jo Matthias and Carol Capelle showed the fabric they dyed in their Make It Modern friendship group, at the morning guild meeting in October. Group members bought pashmina scarves, wrapped them around PVC pipe, tied them with string and then dipped them in indigo dye. "The results are always varied and interesting," says Karen, who was surprised to see a shark appear when she unwrapped her project.

## Printing & Advertising Information for Quilter's Press

**Quilter's Press:** published six times per year by the Tri-City Quilter's Guild, PO Box 215, Richland, WA 99352

**Subscription:** (6 issues/year) \$10.50 per calendar year, or included in the annual membership dues.

**Send to Editor (in writing):** your comments, information, articles, announcements. Future events for all quilt groups published free of charge. Editor: Carol O'Callaghan 509-289-9065 oc.carol@gmail.com

**Items will be used as space permits.**

**Advertisements:** TCQG members receive one free personal advertisement (business card size) per year. Business Advertisements: quilt-related shops, fabric shops, and persons who operate a home-based quilt related business. Rates are listed at right. Display ads should be camera ready.

**Deadline for Newsletter Input:** 15th of February, April, June, August, October and December.

### Quilter's Press Advertising Rates Per Issue

<b>Business Card</b>	\$10 non-members — \$5 for members
<b>Classified</b>	\$1 per line - \$5 minimum (same for members)
<b>Quarter Page</b>	\$20 non members — \$10 for members
<b>Half Page</b>	\$40 non-members — \$20 for members
<b>Full Page</b>	\$80 non-members — \$40 for members

TCQG members may place one free business card size ad per year.

PO Box 215, Dept. QP  
Richland, WA 99352

Return Service Requested



302 Members &  
Growing! Tell a Friend!

## NOVEMBER

### **Second Monday Board Meeting 11/13**

6:30 pm

White Bluff's Center - Room 204  
294 Torbett, Richland.

(All members are welcome)

### **Third Monday AM Meeting 11/20**

10 am Social Time & Refreshments

10:30 am Meeting & Program

Hillspring Church 1153 Gage Blvd, Richland

### **Third Monday AM Meeting 11/20**

6:30 pm Social Time & Refreshments

7 pm Meeting & Program

Hillspring Church 1153 Gage Blvd, Richland



## DECEMBER

### **Second Monday Board Meeting 12/11**

6:30 pm

White Bluff's Center - Room 204  
294 Torbett, Richland

(All members are welcome)

### **ANNUAL BUSINESS MEETING**

10 - 11 am at Richland

Red Lion/Hanford House  
802 George Washington Way

### **BRUNCH FOLLOWS**

About 11:30 we will have brunch

Tickets (\$15) are available  
from Jean Keaveney.

*Please wear name tags to meetings.*

If you need a pattern contact Patty Minton or online at [www.tcquilters.com](http://www.tcquilters.com).