

Quilters' Press

Official Publication of the Tri-City Quilters' Guild

P.O. Box 215 • Richland, WA 99352



Vol 43 No. 3

May-Jun 2023

www.tcquilters.org

President's Message

Welcome Spring!

The quilt show is over, we are all breathing a sigh of relief and relishing the fact that we are in the black. Not sure why I worry so much about it being successful as it always is. Laurel did a great job picking up and running with it after Dee moved. Thank you all for your help with the many tasks that make the show successful. The show would never happen without all the volunteers and your pay is the satisfaction that it was wonderful. The best news of all is we have a chair for next year and the following year – hurrah, yay, and hallelujah!



Ardith Eakin

The morning guild meetings are well attended and the evening meetings are slowly growing in attendance. The pandemic certainly didn't help our organization on many levels but things are picking up. Learning about the various friendship groups at the April meeting was informative and hopefully we have some new groups start and/or increase existing ones. Where else can you get so much free advice and encouragement, or just plain old friendship?

Looking ahead there are some wonderful programs, classes, and get togethers planned. Keep watching!

Ardith

The 2023 Quilt Show award winners

There are three and a half pages in this issue of the newsletter devoted to Quilt Show award winners :

- Photos of **Viewer's Choice** winners are on page 8.
- Photos of awards by **Guest Artist, Member Artist, Theme (Quilt Show Chair), and President** are on page 9, along with a list of **Museum** awards.
- A list of **Green With Envy** awards is on page 10.
- And photos of the **Challenge** winners can be found on page 11.

2024 Quilt Show Theme chosen

We're still basking in the glow of the 2023 Quilt Show as we look forward to our 2024 show slated for March 22-23. It will be here before we know it! Looking to the future, I'm excited to announce '**Inspired by Tradition**' as the Theme of the 2024 Tri-City Quilters' Guild Annual Quilt Show. I am always getting inspiration from our community of quilters. They hold to a tradition of quilting by giving of their time and talent to bless others with beauty and warmth. I love to see the creativity and artistry of quilts made using a traditional block with a twist of modern.

When I volunteered to be the 2023 Co-Chair I was slightly terrified to find out that I'd be the Chair in 2024. The team of women (and men) who do so much of the heavy lifting are seasoned veterans of the quilt show process. I'm a bit less terrified now. Along with the Co-Chair, Jodi Hassell, and all the support staff, 'Inspired by Tradition' will be a success.

I'm still looking for challenge quilt ideas. Send your ideas to me renee.grabiec@gmail.com

Renee,


2024 Quilt Show Chair

Upcoming Programs

Everyone who has seen **Marion Dowell's** work with Community Service kits raves about her process. In May, she will present an overview of her process for creating alternating 4-patch quilts from scraps, including a description of how she does the math.

And in June, we'll have the **2024 Quilt Show Kickoff**, with a discussion of the Theme (see above); presentation of the 2024 Raffle Quilt; discussion of the next Challenge; and nomination of Member Featured Artist.

You won't want to miss these meetings!



Inside this issue

President's Message	1
Quilt Show News	1
Upcoming Programs	1,2
Briefs	2
Who Do I Contact	2
Community Service News	3,4
Dog bed news	5
"Get Round Tuit" Declutter Challenge ..	5
Spring Retreat	5
Thank You from Phyllis Burnham	5
Upcoming Classes	6
White Bluffs News	7
Quilt Show Award Winners	8-11
Library News	11
FOR SALE / Classified	12
How Do I Advertise in the Newsletter ..	12
Local Quilt Shops	12
Birthdays	13
Machine Quilters' Guild	13
Upcoming Events	13
Rope Bowl class signup form	14
Bias Tape Stained Glass class signup form ..	15
Next Meeting Dates	16
Project Linus Dates	16

Programs - A look ahead

May	Marion Dowell will present an overview of her process for creating alternating 4-patch quilts from scraps, including a description of how she does the math.
Jun	2024 Quilt Show Kickoff: discussion of the Theme (which will probably already be announced); intro of the Raffle Quilt; discussion of the Challenge; nomination of Member Featured Artist.
Jul	Potluck and game (e.g. strip poker, quilter's bingo); discussion of the 2025 raffle quilt
Aug	Cheryl Sunderland —Junk Journals
Sep	Vote on Member Featured Artist

BRIEFS

Wanted: Round Tuit Duit Team

We are looking for six to eight volunteers to help with the sorting of donations after the morning Guild meetings. You are welcome to join us for lunch at a local restaurant, and then we will return to the church to sort and fold fabric from 1:00 to 3:00ish. Round Tuit Duit Team members will also be asked to take a shift in the 2024 Round Tuit Room. Contact Cheryl Garrison at clock902@aol.com or text 616-813-6520 if you are interested.

Discount Vac & Sew in new digs!

Discount Vac & Sew is settling in at its spacious new location, at 22 W Kennewick Ave, Kennewick. Drop on by!

Newsletter by email

Are you not receiving your Timely Tuesday emails? Would you prefer to get your Guild newsletter via email instead of a paper copy by snail mail? Want to save the Guild some printing and postage costs? Consider sharing your current email address with the Membership chair or Newsletter editor, care of tcquilters.org. We thank you!

Boise Basin Quilters...

invite you to check out their newsletter at www.boisebasinquilters.org/about-us/newsletter/.

Quiltmania is for sale

Ever want to own your own well-established quilt shop? Be surrounded by fabric? Now is your chance! Quiltmania in Richland is for sale! Stop by or make an appointment to talk to Debi.

Alzheimer's Raffle Quilt

Dianne Cramer would like to coordinate a quilt for 2024 with a group of quilters who would like to raise money toward a cure for Alzheimer's! The Quilt would be raffled off in/around October 2024 and monies raised would be donated to Alzheimer's charities.

How to help TEAM PASTY:

- ◆ Donate PURPLE fabric
- ◆ Sew blocks and assembly
- ◆ Backing fabric
- ◆ Quilting
- ◆ Design a block

If you are interested in making a contribution of time—sewing, completing the quilt—please contact Dianne Cramer at 310-480-0312. If you are interested in finding out more about TEAM PASTY, contact Val Sweatt at 509-531-2681.



Payment options for classes

The guild has partnered with White Bluffs Quilt Museum to provide more options when signing up for **guild classes taught by guild members at White Bluffs**. Options to enroll and pay now include:

- at a guild meeting
- drop into the museum
- on line on the White Bluffs website via credit card or PayPal (there will also be a link to White Bluffs with the class information on the guild webpage)

Checks should be made payable to White Bluffs Quilt Museum.

WHO DO I CONTACT?

tcquilters@gmail.com

Communications	Dianne Cramer
Website	Nancy Graves
Facebook	Dianne Cramer
Facebook	Ginny Hildreth
Newsletter	Karen Michaels
Community Service	Cyndy Underwood
Education	Linda Weir
Workshops	Linda Weir
Library	Cheryl Garrison
Quilt Show Chair	Laurel Sutton
Show Co-chair	Renee Grabiec
Member Services	Kate Giever
Retreats	Ginny Coffman
Friendship Groups	Terri Fischer
Sunshine	Sandy Moroney

Tri-City Quilters' Guild

EXECUTIVE BOARD

OFFICERS

Each officer has 1 vote;
President only votes to break a tie

President	Ardith Eakin
Treasurer	Nancy Graves
VP AM	Judy Urritia
VP PM	Jean Keaveney
Guild Secretary	Cheryl Garrison

WWW.TCQUILTERS.ORG

facebook.com/tcquilters.org

[@tricityquiltersguildwa](https://www.instagram.com/tricityquiltersguildwa)

Community Service

Old Fabrics, New Friends Project Launched at April Meetings

Your community service tribe is always on the watch for ways to involve more members in the sort of productive camaraderie they enjoy. This latest initiative has been inspired by Sharon Clement's affection for a quilt she saw at QuiltCon – a collaborative charity quilt from the Tigard MQG.



We adapted their concept in order to:

- Provide a way for new members to find like-minded associates and join small groups.
- Give participants an occasion to exercise their design chops – select fabrics, patterns, and engineer construction.
- Put the Community Closet's stock of leftovers, orphan blocks, and pre-selected palettes (which do not lend themselves to kitting) to good use.

Here are the how-tos:

- Commit to one or two old friends and one or two new acquaintances to make a donation quilt. Decide together to adopt some foundlings from the CS scrap table. Decide together how to use them in a 40 x 60 quilt.
- If you want to add fabric to the top:
 - ◇ you can "shop" the Closet in Pasco *
 - ◇ you can donate from your own reserves
 - ◇ you can shop for new batting and backing will be provided by the Guild.
- Get together to cut and sew
 - ◇ in your homes, at a local quilt shop, at White Bluffs.
 - ◇ (the next Community Service Sewcial is Tue May 30)
 - ◇ (the next WB Cheat Retreat is Sun/Mon Jun 4-5)
- **Finish your quilt and register it into the "CS Table Scraps Collection"** at the quilt show. You can sell it, in which case the proceeds go to the Guild for Community Service. Or you can donate it after the show.

*text one of us: we will arrange to meet you!
Laurel (509-987-4658) or Cyndy (509-528-9281) or
Karen M (510-688-1762)

From Cloth to Comfort: The Community Service Process

Whether you like to create quilts on your own or with others, there's a place for you in Community Service! Here's a closer look at the various tasks involved in the process.

On your own, you can:

- ◆ Donate fabric or batting to the Closet (the Guild's stash).
- ◆ Design/choose patterns.
- ◆ Piece a Guild kit (top) or your own donation.
- ◆ Quilt a Guild bundle (quilt) or your own donation.
- ◆ Bind.
- ◆ Donate a top, quilted top (not bound), or new finished quilt.

You may shop the Closet any time for fabric or batting for a Community Service quilt.

In a group, you can:

- ◆ Maintain/tidy the Closet.
- ◆ Design/choose a pattern for kits.
- ◆ Be a **Kit-ten**: Choose fabrics, cut, and package into a kit. Meets last Wednesday @ Closet.
- ◆ Be a **Backer Babe**: pair backs with tops, piece backs as nec-

essary. Usually meets 2nd Tuesday afternoons @ White Bluffs (WB).

- ◆ Be a **Bat Woman**: cut batting to pair with tops. Meets as needed, usually on a Wednesday @ WB.
- ◆ Make kits, sew blocks, or assemble tops, as needed. **Tuesday Bee** meets 1st & 3rd Tuesdays @ WB.
- ◆ Tag and sort finished quilts for current charities. Part of Tuesday Bee, meets 3rd Tuesdays @ WB.

At monthly Guild meetings, you can:

- ◆ Check out a kit, or return a pieced top.
- ◆ Check out a bundle, or return a quilted top.
- ◆ Check out a quilted top to bind, or return finished quilt.

5th Tuesday Sewcials

Be sure to join us at the Sewcials, every month in which there is a 5th Tuesday. Come cut, press, and/or sew Community Service tops @ WB, 1pm-7pm.

For more info or to join in the fun, contact

tcquilters.org

Community Service

April Showers Bring May Flowers for 5th Tuesday Sewcial on May 30!

From 1 until 7 (or later, if we last), White Bluffs Quilt Museum will host another Community Service Sewcial. A snacky supper and drinks will be provided.

Temporary bees that have formed to complete an Old Fabrics/New Friends project are especially welcome to share the fellowship of corporate effort.

If you don't want to add another obligation to your plate, you can just come to assist the tribe, which – always – has Old Fabrics ideas. This time, they involve the BOLTS of dark green fabric with pink flowers (donated several years ago) and a collection of daisy prints and sweet pinks that have been culled for just such an occasion. Some 4" finished 4-patches (prints with gingham) are already in the mix, so we'll design with them and other 4" or 6" or 8" or 12" blocks.

Feel free to contribute from your own stash if you want to donate additional daisy prints or pink florals or greens or orphan blocks in that vein.

Because space is limited, there is a sign-up sheet at White Bluffs. Register online or in person to reserve your spot!



A few coordinates for May Sewcial

Community Service update and news

It's been a slow couple of months of community service quilts being turned. I am sure it had to do with everyone getting their quilts done for the Quilt Show. Through April only 60 quilts have been distributed to some of our agencies. I am sure that now that the quilt show is over more will be turned in. We have also added Kadlec Critical Care Unit as one of the places that will be receiving quilts. There was a request from one of the nurses that works there while she was attending the show. They would just like lap-size quilts for their patients to help cheer them up.

Please when turning in quilts/quilt tops please put a community service tag on it. You can go to the guild's website to print it out. Or at the meeting come see me. I will try to have some with me along with pins. We would like to acknowledge you at the end of the year.

Our next Community Service Sewcial is May 30th from 1-7 at White Bluffs. The theme has to do with flowers. Come for all or part of the time. You can bring your machine and tools. We will supply the material/kits.

I want to remind everyone about the incentive to get the quilt tops quilted. You will get your name in a drawing for every quilt bundle that you quilt. There will be a drawing in July and another in December. The incentive last fall made a small dent in backlog of tops to be quilted. Most of the bundles are small enough to do on a domestic machine. It doesn't have to be fancy. These quilts would be good to try free motion quilting if you haven't done it yet. You can do straight line quilting as well.



May Sewcial theme fabric

The “Get Round Tuit” Declutter Challenge

The “Get Round Tuit” Declutter Challenge will help you declutter your sewing area one category at a time, one month at a time. Bring at least one item in that month’s category to either the AM or PM Guild Meeting and enter your name in a monthly drawing for a \$5.00 gift certificate (and early access!) to the 2024 Round Tuit Room. Of course, we will accept any donation from the list below during any month, but items donated during the designated month will help us with the sorting process.

- ◆ June thru Feb **Fabric** (cotton, non-cotton, precuts, fat quarters, panels, scraps, etc.)
- ◆ June **Books and Patterns** (quilt, crochet, knitting/cross stitch, etc.)
- ◆ July **Embellishments/Notions** (ribbon, buttons, beads, thread, bias binding, elastic, etc.)
- ◆ August **Tools** (scissors, rulers, cutting mats, rotary cutters, knitting needles, etc.)
- ◆ September **Batting** (batting scraps, foundation, fusibles, interfacing)
- ◆ October **UFOs** (kits, quilt tops, finished quilts)
- ◆ November **Knitting & Crochet** (yarn, thread, etc)
- ◆ December **Other Craft Supplies** (stamps, paper crafts, plastic canvas, etc.)
- ◆ January **Miscellaneous** (working sewing machines, sergers, other?)
- ◆ February **Storage** (bins, baskets, organizers, etc.)



We will **not** accept non-working machines or magazines. If you, or someone you know, has a large donation, please text Elaine Brouillard at 509-551-2355 to make arrangements.

Thank you!

I wish to thank all of the wonderful quilt members who have signed and sent the lovely quilted cards to me and our girls while Richard was so ill. We really appreciated them. Many of you knew him because he made the frames for the quilt show and worked it for many years. He died 4/19/2023. Thank you again.

Phyllis Burnham



Dog beds project needs a new home

Judy Gelhaus has been leading the effort for several years to make dog beds for local shelters. She can no longer store the materials needed (fabric, stuffing, etc.) at her home, and is looking for someone to take over storage of the supplies. If you can help, please contact Judy.



Snapshots from Spring Retreat



Photo credit: Ginny Coffman

Upcoming Classes


Rope Bowls

Dana Pearson will be teaching her Rope Bowl technique on May 21, 1-4pm at White Bluffs Quilt Museum. Please sign up by May 12. Look for the flyer on page 12.



Stained Glass with Bias Tape

Cheryl Garrison will show the class how to use bias tape to create a bordering effect around pieces of fabric to create the impression of stained glass. Students will create a project using pre-made bias tape; the class will also include information on how to create your own bias tape from fabric. Below is one of the class projects. Cheryl is working on other examples for students. Class will be Sun, July 16, 1-4pm at White Bluffs Quilt Museum. Please sign up by July 2. Look for the flyer on page 13.



The Closet

Need (free) materials to complete a Guild project? Check out the GUILD CLOSET! Pick from a rainbow of colors to create a top or back, take home a kit, or finish one with quilting or binding. There's batting, too! Fabric donations are welcome.

Access to the Closet is currently by appointment only. Email



Cyndy Underwood (quilterathart@yahoo.com),
Nancy Green (nancysneedles@charter.net),
or Laurel Sutton (coversincolors@yahoo.com)
to agree on a convenient rendezvous.

An interesting idea

When a crafter dies mid-project, or is no longer able to do handwork due to disability or illness, they will likely have unfinished items they were making for friends and family. These tangible, handmade expressions of love could get lost, donated away, or thrown out. **Loose Ends** matches unfinished projects to volunteer finishers who complete and return the garments, blankets, & accessories to their loved ones.

To volunteer, have a project finished, or for more info, visit
LOOSEENDSPROJECT.ORG



A critic's strength is being critical


Sharon Clement shares these ideas on positivity from the book Out of the Box: Unleash Your Creativity Through Quilts by Mary Lou Weidman:

"If someone says something about your quilt that isn't positive, that says something about him or her, not you. I have had more than my share of nasty comments over the years and I learned long ago to ignore them. You have to if you want to keep a positive viewpoint and enjoy what you do. I always tell students that if someone says something negative about their work, that person probably isn't advanced enough to understand it.

If you ask a critic to show you their work, they either don't have work to show, or it's a totally different style than yours. I have learned that the strength of a critic is in being critical. They're paid to critique. But remember, the secret of story quilts and many other things is that no one can take away your joy unless you let them.

That said, there are many good quilt judges who know how to fairly evaluate and judge different quilt styles, and who know what patterns and styles are out there from authors and artists. A good judge is not a critic.

Stay positive, keep your joy, be true to yourself, and everything works out keen."



White Bluffs



Other activities

WBQM Calendar is Filling Fast!

Exhibit May through August: "Going Around in Quilting Circles"

Complementary classes


Winding Ways, Blooming Snowballs taught by Laurel Sutton on Sunday July 9 from 1 to 4; \$36

Laurel Sutton will loan her templates if you don't have them and coach you on the curved piecing they involve. You will go home with one block of each design; you'll want to make more, because things can get very interesting when colors and fabrics are multiplied.



Denim Cathedral Windows Quilt taught by Ginny Coffman on Sunday July 16 from 1 to 4; \$36

Ginny Coffman demonstrates the use of AccuCut® to produce the needed circles of denim, then teaches how to add squares of print fabric and join columns and rows.



Double Wedding Ring Quilt taught by Eddie Walker on Wednesday Aug 16 from 10-4; \$40



Cheat Retreat.2 on Sunday and Monday June 4 and 5 from 9 to whenever; \$25/day

Reserve your place – your table or ours – for the second session of our Cheat Retreat fundraiser. Grab yourself some time and space to work on or finish a project; tutoring or teasing available.

Barn Block Painting taught by Sheila Sinclair Snyder on Saturday August 19 from 9 to 3; \$70

Wear old clothes, follow directions, and have fun. Sheila brings all the supplies: she brings 2x2 plywood pieces already sanded and prepped, paint, designs, tape; she'll collect \$80 for materials at the class.




For all White Bluffs events, prepay when you sign up: register and pay online at www.whitebluffsquiltmuseum.org or register in person – Fri and Sat from 10 to 4; mornings (except Wed) from 10 to noon.

Harvest Shop Hop encourages regional travel from Saturday, September 9 to Sunday September 17.

We are recruiting shops from Stanfield to Colfax to Leavenworth to Goldendale. You will purchase a passport, collect a crop of quarter yards (or more) to earn passport stamps, and be eligible for a grand prize.

The passport will include instructions and ideas for a lap-size Four Patch Trip (ala Eddie Walker, who has offered to schedule four free workshops after the hop ends). If you choose to make the quilt, it can be exhibited at the Museum from January through April 2024, and it could win a prize for people's choice.



Quilt Show Blue Ribbon Viewer's Choice Winners



1st Place
Marjory Serier
Favorite Dusty Blue Dahlia Abloom



2nd Place
Julie Logosz
La Passion



3rd Place
Mark Palmer
Textures




4th Place
Elaine Brouillard
Balloon Bouquet

Quilt Show Blue Ribbon Winners



Guest Artist presented by Susan Smith
Julie Logosz - La Passion



Member Artist presented by Louise Peterson
Melody Farrar- All the Pieces of Pretty



Theme Award presented by Laurel Sutton
Lois Pedersen - Rudolph & Friends



President's Award presented by Ardith Eakin
Karen Michaels - Fruition

The following blue ribbon **Museum Awards** were also presented. Sorry, no photos!

- To Jean Keaveney for Anyone Can Fly, presented by Pasco Aviation Museum
- To Juanita Alvarez for Cathedral Window Quilt, presented by Franklin County Historical Society
- To Katie Harris for Traditional Square in a Square, presented by White Bluffs Quilt Museum
- To Louise Peterson for Arizona Fetish, presented by Franklin County Historical Society

Quilt Show "Green with Envy" Awards

The following **Green with Envy** ribbons were awarded:

Artist

Aicha Bourouh
 Barb Sherrill
 Betty Kuhlers
 Carol Shoaf
 Carol Shoaf
 Cathy Jackson
 Cheryl Garrison
 Cheryl Garrison
 Cheyenne Ryan
 Dana Pearson
 Elaine Bruillard
 Ethel Ferger
 Ethel Ferger
 Faye Herres
 Gabriel Cordle-Beck
 Gabriel Cordle-Beck
 Geneva Carroll
 Jane Juhnke
 Janet Johanson
 Janet McFadden
 Jean Keaveney
 Judy Deneen
 Julie Logosz
 Julie Logosz
 Karen Michaels
 Kathy Tucker
 Linda Morrison
 Louise Hommel
 Louise Hommel
 Marianne Goble
 Mark Palmer
 Mark Palmer
 Mark Palmer
 Marlene Oddie
 Mary Rosen
 Mary Rosen
 Mary Serier
 Nancy Graves
 Phyllis Maynard
 Renee Grabiec
 Sandra Moroney
 Sandra Weissner
 Sandra Weissner
 Sandra Weissner
 Sharon Clement
 Sue White
 Terri Stephens
 Theresa Munn
 Tracy Moran-Patton
 Wendy Ball

Quilt

Great Blue Heron
 Weaving In and Out
 Study in Purple & Yellow
 Southern Comfort
 Ellie
 My Happy Place
 Sweet Surrender
 Gridlock
 A Million Dreams
 Imploding King Dome
 Balloon Bouquet
 Osprey's Nest
 Baby Quilt
 Mis-Stitched Manage
 Justin's Peaks
 Justin's Peaks
 The Creation of Color
 Pretty in Purple
 You Are My Inspiration
 Vases of Flowers
 Anyone Can Fly
 Wandering Through the Stars
 La Passion
 La Passion
 Fruition
 River Rainbow
 Love Peace and Joy under the Stars
 Rainbow Connection
 Arts and Flowers
 Paisley Mountain
 Way Up There
 Textures
 Way Up There
 365 Block Challenge
 Fresh Cut with Dragonflies
 Fresh Cut with Dragonflies
 Favorite Dusty Blue Dahlia Abloom
 Lady Bug Garden
 Three Sisters
 Kaleidoscope Garden
 Scrappy Confetti
 Busy Bee Flower Farm
 Crystal Lane
 Vintage Housewife
 Things Fall Apart
 Glacial Eyes
 Winter Garden
 Amelia
 New York Beauty
 Snoopy Fun

From

Monica Shipley
 Cheryl Garrison
 Elizabeth Eller, vendor
 Linda Glaman
 Jerrine Gjerdevig
 Dianne Cramer
 Charisma Horton, vendor
 Sharon Clement
 Geneva Carroll
 Two Thimbles, vendor
 Dewey Stephens, vendor
 Elaine Bruillard
 Project Linus coordinators
 Heidi Brincken
 Gwynne Bossert, vendor
 Eileen, vendor
 Karen Michaels
 Pat Evans
 Home Grown Quilts, vendor
 Barb Sherrill
 For Heaven's Sake Teas
 ?
 Heavenly Quilts, vendor
 Brenda Preddie
 Cheryl Sunderland
 Jean Keaveney
 Judy Johnson, vendor
 Wendi Ball
 ?, vendor
 Julie Rinard Quilting, vendor
 Nancy Graves
 Rather Be's Quilt Shop, vendor
 Judy Urrutia
 Jodi Hassell
 ?, vendor
 Sandy's Fabrics & Machines, vendor
 Patsy Dickinson, vendor
 Linda Weir
 Aicha Bourouh
 Kate Giever
 Laura's Sage Country Quilts, vendor
 Susan Thorson
 Ty Hulse, vendor
 Candy Crandall
 Julie Moore
 Connie Achord
 Juli Weishaar, vendor
 Tara Redberg, Marison Delgado, vendor
 Jo Olinger
 Project Linus coordinators




Quilt Show Challenge Winners / Library News

Challenge Winners



1st Place

Louise Peterson - Pick a View



2nd Place

Aicha Bourouh - Going in Circles



3rd Place

Sue White - Pixel Alert

New Books for Library Spring 2023

It's Sew Emma A Scrapbook of Quilts Book

by Carrie Nelson & Joanna Figueroa



This book serves up a beautiful mix of 30 plus projects from just six quilt blocks and a collection of scraps, along with tips and tricks, artistic guidance on scrap quilting and a bevy of inspiration, sprinkled with a bit of friendly banter!

Quick & Easy Quilts for Kids: 12 Friendly Designs

by Connie Ewbank



Fun and whimsical, warm and cuddly, or sweet as can be, there is a design in this book that will fit the personality of a special child. Easy, step-by-step instructions lead both beginner and experienced sewers through the entire quilt-making process with tips and secrets to finishing each quilt like a pro.

The Magic of 3-Yard Quilts Pattern Book by Fabric Café



8 new designs to give as gifts or keep for yourself! Easy-to-follow pattern instructions for lap, twin or queen/king included.

Ultimate Modern Quilt Block Collection: 113 Designs for Making Beautiful and Stylish Quilts by Daisy Dodge



This collection features quilt blocks inspired by an iconic German artform, Bauhaus, that has influenced the world of design for decades. This inspirational quilting guide is a must-have for anyone looking for a unique and contemporary aesthetic.

Quilter's 2½" Strip Precut Companion: 20 Block Patterns Featuring JellyRolls, Rolie Polies, Bali Pops & More! By Jenny Doan



Master the use of 2½"-wide precut strips with this complete and indispensable guide to working with Jelly Rolls. Precut strips are perfect for beginners because they're so versatile and easy to work with. This book contains 22 quilt blocks and patterns plus everything you need to know to make your very own quilt.

Classified/Local Quilt Shops

FOR SALE

Innova longarm
Bought in 2014, \$17,900
new. Asking \$8500. Low
hours. Ten foot table.

Judy Gelhaus
509 947-8942



FOR SALE

Handi Quilter Sweet Sixteen

Purchased 2012, \$6,000
retail. Asking \$3,000. Very
low usage, stitch regulator

Nancy Graves, (509) 628-8986



Miss Daisy Quilting

Custom free motion and hand-
guided longarm quilting services



Jodi Hassell
(509) 378-2586

missdaisyquilting
missdaisyquilting@gmail.com



Candy Crandall • Longarm Quilter

Candy's Quilts & Things



509-531-8550

68403 NSR 225

Benton City, WA

candysquiltsandthings@gmail.com

Local Quilt Shops

SANDY'S FABRICS AND MACHINES

24 N Benton, Kennewick
509-585-4739 (ISEW)

FABRIC 108

5215 W Clearwater Ave, Suite 105,
Kennewick
509-586-0108
Email: fabric108@yahoo.com
www.fabric108.com

DISCOUNT VAC AND SEW & FABRICS

22 W Kennewick Ave, Kennewick
509-586-1680
discountvacandsewwa.com

CRAFT WAREHOUSE

7411 W Canal Drive, Kennewick
509-783-9663

JANEAN'S BERNINA

6303 Burden Blvd, Pasco
509-544-7888
www.janeansbernina.com

QUILTMANIA

1442 Jadwin Ave, Richland
509-946-7467 (PINS)
Email: quiltmania@frontier.com

THE SEWING BASKET & GIFTS

1108 Wine Country Road, Prosser
509-786-7367



Printing & Advertising Information for Quilters' Press

- ◆ **Quilter's Press:** published six times/year by the Tri-City Quilters' Guild
- ◆ **FOR PAID ADS:** Send payment to Tri-City Quilters' Guild Treasurer at PO Box 215, Richland, WA 99352
- ◆ **Subscription:** (6 issues/year) \$10.50 per calendar year, or included in the annual membership dues.
- ◆ **Send to Editor (in writing):** your comments, information, articles, announcements. Future events for all quilt groups published free of charge. Editor: Karen Michaels 510-688-1762 pkmichae@gmail.com
- ◆ **Advertisements:** TCQG members receive one free personal advertisement (business card size) per year. Business Advertisements: quilt-related shops, fabric shops, and persons who operate a home-based quilt related business. Rates are listed at right. Display ads need not be camera ready.
- ◆ **Deadline for Newsletter Advertisement:** 20th of each even month.

Quilters' Press Advertising Rates Per Issue

Business Card	\$10 non-members — \$5 for members
Classified	\$1 per line - \$5 minimum (same for members)
Quarter Page	\$20 non members — \$10 for members
Half Page	\$40 non-members — \$20 for members
Full Page	\$80 non-members — \$40 for members

TCQG members may place one free business card size ad per year

Upcoming Events

22nd Annual Grant County Quilt Show

Fri, Sat May 5-6
Grant County Fairgrounds Trowbridge Pavilion
John Day, OR
gcpiecemakers@gmail.com

Quilt Craft & Sew

Boise, ID May 11-13
quiltcraftsew.com

Rogue Valley Piecemakers

"Every Quilt Tells a Story" 41st Annual quilt Show

Fri, Sat May 12-13 10-4
Josephine County Fairgrounds
Route 199, Grants Pass, OR
www.RVPiecemakers.com

Azalea Quilters Guild

38th Annual Azalea Quilt Show

Sat May 27 10-5 Sun May 28 10-4
Kalmiopsis School
650 Easy Street, Brookings, OR

Willamette Valley Quilters

"Quilts in Bloom" Quilt Show

Fri, Sat Jun 9-10
Yamhill County Fairgrounds
2070 NE Lafayette Ave., McMinnville, OR

48th Annual Sisters Outdoor Quilt Show

Sat, July 8 9-4, Sisters, OR
www.soqs.org

Walla Walla Valley Quilt Festival

Sept 15-16, 2023
Walla Walla County Fairgrounds
363 Orchard, Walla Walla, WA
wallawallaquiltfestival.org

Northwest Quilting Expo

Sept 21-23, Portland, OR

Boise Basin Quilters 2023 Quilt Show

"Ruby Jubilee"

Fri, Sat Sep 29-30 10-5
Expo Idaho, Boise
www.boisebasinquilters.org

Columbia River Gorge Quilters' Guild

Gorge Quilt Show

Fri, Sat Oct 13-14
Hood River County Fairgrounds
3020 Wyeast Road, Hood River, OR
gorgequiltersguild.com

Washington State Quilters Show

October 20-22, 2023 9-5
Spokane County Fair and Expo Center
404 North Havana Street, Spokane Valley, WA
wsqspokane.org/quilt-show

Birthdays

May

Maggie Bevers
Phyllis Burnham
Jane Daugherty
Lucy Guyaz
Wendy Hahn
Cora McMurchie
Faye Notch
Brenda Preddie
Victoria Roarke
Shelly Thompson
Debbi Trevino
Twila Wagner



Please remember to bring snacks to the meeting if it's your birthday month. Thank you!

June

Wendi Ball
Terri Fischer
Linda Free
Cheryl Garrison
Jerrine Gjerdevig
Katie Harris
Layna Kinsman
Jeanna Mabry
Phyllis Maynard
Barbara Minton
Patricia (Trish) Misczuk
Caryn Root
Mary Schneider
Bonnie Severtsen
Carol Shoaf
Sharon Tomlinson
Della Ward
Karen Windhausen
Connie Wong

Notable Show & Tell quilt

Dianne Cramer showed her 2023 Walk to End Alzheimer quilt "Follow My Trail" at the April meeting.



Mid-Columbia

Machine Quilters Guild

Meetings held on the last Saturday of
Jan, Feb, Apr, June, Aug, Oct

Meetings currently held in

Finley Grange @ 10am -12pm
223005 E Main St, Kennewick, WA 99337

Please contact Jodi for further information

jhassell@charter.net

Rope Bowl - instructed by Dana Pearson



COST: \$25 Registration Deadline: May 12, 2023

Date/Time/Location: **Sunday May 21, 2023 1:00 – 4:00**, White Bluffs Quilt Museum

Max class size: 12 - 14, depending on the number of people having portable sewing machine tables

SUPPLIES TO BRING and NOTES:

- Sewing machine in good working order that can do a traditional zigzag stitch and has stitch length and stitch width controls. Make sure to bring foot pedal, electrical cord, etc.)
- Presser Foot that accommodates the zig zag stitch, (or open toe foot, clear foot or SID foot)
- Good quality cotton thread
- Jeans needles
- Pins
- Scissors
- Seam ripper or awl
- Rope: 100 feet 3/16" Hyper Tough diamond braided clothesline available (sometimes) at Walmart in the tie downs/ropes section near the automotive section AND/OR Solid braid rope in 3/16" and 5/16" sold by the yard, available for purchase from instructor

Optional:

- Fabric strips cut ¼ or ½ inch
- School glue
- Fray check
- Clips
- Safety glasses (in case of a needle break if you don't wear glasses)

Questions?: Dana Pearson danatrevor@charter.net

Signup: at a guild meeting OR at White Bluffs Quilt Museum OR on line at <https://www.whitebluffsquiltmuseum.org/wbquiltmuseumclasses-events> OR by printing, completing, and mailing the form below.

Rope Bowl Class– Sunday May 21, 2023 1-4 @ White Bluff Quilt Museum

NAME: _____


Phone: _____

Email: _____

Mail registration form and \$25.00 check (Payable to White Bluffs Quilt Museum) to
White Bluffs Quilt Museum
294 Torbett Street
Richland, WA 99354

Bias Tape Stained Glass

Instructed by
Cheryl Garrison



COST: \$30 plus \$10 kit fee (kit fee due at class)

Date/Time/Location: **July 16, 1-4 PM** , White Bluffs Quilt Museum

Registration Deadline: July 2, 2023

Max class size: 10

SUPPLIES TO BRING and NOTES:

- The above picture shows one example of a class project - other examples are being prepared
- The class samples will be made with pre-made bias tape - however, the class will include a demonstration of how to make your own bias tape
- Sewing Machine in good working order
- fabric and thread (types and amounts to be announced later)

Questions?: e-mail Cheryl Garrison at clock902@aol.com

Signup: at a guild meeting OR at White Bluffs Quilt Museum OR on line at <https://www.whitebluffsquiltmuseum.org/wbquiltmuseumclasses-events> OR by printing, completing, and mailing the form below.

Bias Tape Stained Class @ White Bluff Quilt Museum - July 16

NAME: _____

Phone: _____

Email: _____

Mail registration form and \$30 check (Payable to White Bluffs Quilt Museum) to
White Bluffs Quilt Museum
294 Torbett Street
Richland, WA 99354

Project Linus Dates

Sat, May 6 10-2

Team Battelle Workparty
Quinault Baptist Church
5400 W Canal Dr, Kennewick

Thu, Mar 11 10-4

Quilting at the Library
Richland Public Library
955 Northgate Dr, Richland

Sat, Jun 3 10-2

Team Battelle Workparty
Quinault Baptist Church

Thu, Jun 8 13 10-4

Quilting at the Library
Richland Public Library

Join Project Linus Quilters
as they hold these open
workshops. Bring a lunch!



May

Second Monday Board Meeting 5/8

6:30 pm

White Bluffs Quilt Museum
294 Torbett Street, Richland
(All members are welcome.)

Third Monday AM Meeting 5/15

10 am Social Time & Refreshments
10:30 am Meeting & Program
Hillspring Church, 1153 Gage Blvd, Richland

Third Monday PM Meeting 5/15

6:30 pm Social Time & Refreshments
7 pm Meeting & Program
Hillspring Church, 1153 Gage Blvd, Richland



June

Second Monday Board Meeting 6/12

6:30 pm

White Bluffs Quilt Museum
294 Torbett Street, Richland
(All members are welcome.)

Third Monday AM Meeting 6/19

10 am Social Time & Refreshments
10:30 am Meeting & Program
Hillspring Church, 1153 Gage Blvd, Richland

Third Monday PM Meeting 6/19

6:30 pm Social Time & Refreshments
7 pm Meeting & Program
Hillspring Church, 1153 Gage Blvd, Richland