


## ■ Bye-bye winter blues!

Alleviate seasonal affective disorder by setting aside Saturday Jan 26 for a day of indulgence. It's a Shop Hop! The itinerary includes two new destinations. — More eye candy to enjoy with your hobby-enthusiast friends.

Start the day at 9 am at White Bluffs Quilt Museum, 294 Torbett, Richland. Passports for this fifth annual Shop Hop are still only \$5; they are your ticket to deals and discounts at each participating quilt, craft, and needlework retailer.



SHOP HOPPER

Fuel up with fruit, scones, and coffee and fill up your carpool with old friends and new acquaintances. Door prizes drawn at 9:45 will all be gift certificates, ready for spending.

This year's trek will take you further afield. In Prosser you will be welcomed at The Sewing Basket and to Benton City, where there's a brand new quilt shop, The Honey Bee. Here in town visit Badger Mountain Yarns; Bling, Baubles, and Things; Craft Warehouse; Discount Vac & Sew; Fabric 108; Janean's Bernina; Needful Needlecraft; Quiltmania; Sandy's Fabrics; and Sheep's Clothing.

No post-hop program at the Museum, but your fully stamped passport makes you eligible for the grand prize. Drop it at the Museum before noon on Feb 9. The drawing will take place at the Second Saturday Soup, News & Demo Session.

## The ties that bind... and build

Putting things together is what quilters do: fabrics, colors, patches, patterns; we piece, we applique, we quilt, we bind.

And our hobby or habit or obsession or passion to put things together has put *people* together. Recently, our guild has seemed to absolutely revel in our common bond; we have attracted interesting new members and effective volunteers.

January's program time will be a happy affirmation of our fellowship and the organization that sustains it. You'll have chances to meet new friends, talk to the members who coordinate our activities, register suggestions on all sorts of topics, and volunteer your services (especially for the quilt show's immediate needs). As usual, there will be refreshments and door prizes.

2019 will be a year of building belonging, at least in our little corner of the world. If we can put more people together, we can put more things together better.

— Laurel

### President's Message



Laurel Sutton  
2019 Guild President

## Meg Hawkey invites guild members to exclusive open studio in February

Monday, Feb 18, TCQG members and friends can take their own private open house tour of the shabby chic headquarters of Crabapple Hill. The hostess of Stitching Sojourn retreats, which attract attendees from around the country, will welcome us local folks from 1-9 pm.


Come when you can, stay as long as you wish. There will be refreshments and favors. There will be delicious displays to whet your appetite for Meg's sweetly attractive designs that combine embroidery and quilting. You can shop (of course) or sit and stitch with the experts (start a new project or bring one in progress).

Reservations are required because Meg and her staff need to know how many visitors to prepare for. Dana Pearson will serve as the guild "conciierge." Email her at [danatrevor@charter.net](mailto:danatrevor@charter.net) with your name and estimated time of arrival. If you're driving other members or guests (adults only), add their names as well. Deadline is Friday, Feb 15.



# Inside this issue

President's Message . . . . .	1
Shop Hop Your Blues Away . . . . .	1
Crabapple Hill Invite . . . . .	1
Briefs and News . . . . .	2
Board and Who to Contact . . . . .	2
Kathy Kaser-Nichols Retires. . . . .	3
Newsletter Block . . . . .	4
Classes and Events . . . . .	5
Show Registration Form. . . . .	6
Raffle Winners . . . . .	7
Fiber Festival Calls for Interest. . . . .	8
Local Businesses to Support . . . . .	8
Linus Dates. . . . .	9
Birthdays . . . . .	9
Color of the Year. . . . .	10
Advertising and Subscription Info . . . . .	10
Membership Renewal Form . . . . .	11
Spring Retreat Registration Form. . . . .	12
Share some show bookmarks!. . . . .	13
Jan & Feb Meeting Dates. . . . .	13



Please send corrections, ideas, and feedback to Carol O'Callaghan at [oc.carol@gmail.com](mailto:oc.carol@gmail.com) (helps to put "Newsletter" in the subject line) or call or text her at 509-289-9065.

## Board & Other Briefs

### ■ Show registration info

Whether you're a guild member or not, you can exhibit at our quilt show. No jury, no judges, no fee. The form is available on page 6 to print, fill out, and snail mail. Or you can link to an interactive form via our website [tcquilters.org](http://tcquilters.org) and register online.

If this is your first rodeo, we've got a new category for you – click the Collection/Collaboration button and enter My First Rodeo!

If you're a returning exhibitor, you'll notice some slight revisions. We're asking for Designer as well as Pattern info to more fully cite our sources. The Junior button went away, but quilters under 14 can enter Junior in the special collection blank.

As in past years, the Collection/Collaboration category applies if you're showing a quilt by Colleen Blackwood or June Jaeger, if your small group completed a challenge or worked together on a quilt (the name of your group), or if you completed a series of quilts (the name of your series).

As always, we're interested in a detailed description: your process is as worthy as your product of public display and appreciation.

Registration will close at midnight, Monday Feb 18.

### ■ Feb: "Have a Heart"

As a nod to National Heart Month and a belated Valentine, the Community Service Tribe is ready to share



a huge donation of pre-cut heart shapes for a guild-wide project to create small quilts for babies and children. Applique aficionados will rejoice,

but there will be work-arounds for applique-avoiders.

**FOR JANUARY'S PROGRAM** see the President's Message on page 1.

### ■ Totals for 2018

• **106 kits** were packaged in 2018. Thanks, kit crew (Karen Brun, Sharon Clement, Kate Giever, Nancy Green, Sue Muller, Judy Urrutia, Laurel Sutton). • **83 kits** were checked out. Special thanks to Marie Lavey (who took 26). • **94 finished tops** were donated in 2018. Special thanks to Sue Muller, Judy Lyon, and Pam Romine (who isn't even a member).

### ■ Quilt show meeting

Next Quilt Show meeting is Monday, Jan 7 at White Bluffs at 6:30. All committee chairs requested, all others invited! Refreshments provided.

## WHO DO I CONTACT?

<b>Community Service</b>	Cyndy Underwood
<b>Webmistress</b>	Cynthia Ewer
<b>Web Site Editor</b>	Karen Brun
<b>Communications Programs</b>	Jean Keaveney Jo Matthias and Shirley Lacey
<b>Library AM</b>	Sharon Clement
<b>Library PM</b>	Jo Matthias
<b>Workshops, Trips</b>	Barbara Minton
<b>Retreats</b>	Ginny Coffman
<b>Quilt Show Chair</b>	Cheryl Sunderland
<b>Membership</b>	Ardith Eakin
<b>Friendship Groups</b>	Rena Christensen
<b>Sunshine</b>	Sandy Moroney
<b>Facebook</b>	Dianne Cramer Ginny Hildreth
<b>Newsletter</b>	Carol O'Callaghan

Tri-City Quilters' Guild

## EXECUTIVE BOARD & CHAIRPERSONS

### OFFICERS

Each officer has 1 vote;  
President only votes to break a tie

<b>President</b>	Laurel Sutton
<b>Treasurer</b>	Jean Zoet
<b>VP AM</b>	Mark Palmer
<b>VP PM</b>	Louise Peterson
<b>Guild Secretary</b>	Nancy Green

[www.tcquilters.org](http://www.tcquilters.org)

[facebook.com/tcquilters.org](https://facebook.com/tcquilters.org)

# Holiday hiatus segues into retirement for block creator

BY LAUREL SUTTON

**K**athy Kaser-Nichols' work obligations have encroached on her hobby time, and she has resigned from her post as newsletter lotto-block designer/demonstrator/layout engineer/piecer.

So the September/October Spinner block in autumn hues of rust and green will be Kathy's swan song, the last of some 80 designs since 2006.

"When I started," Kathy says, "I took over a dwindling block lotto program. Nobody wanted to participate because they didn't want to win the blocks. I, on the other hand, loved when I went home with blocks from Craft Warehouse, and I realized I could enjoy contemplating blocks and sets and color and design six times a year."

So she created her own job description. And it won't be surprising if it takes more than one person to fill her shoes.

Kathy's habit of surfing the net was the source of her inspiration for block shapes. She loved to find a picture and engineer it backward to the construction details. Careful to avoid copyright issues, she wrote her own directions.

Her color choices were determined by



The Spinner block in the Sept-Oct newsletter.



At a guild meeting last spring, Kathy Kaser-Nichols shared one of the many varied and beautiful community quilts made with blocks sewn by guild members. Kathy created the position of newsletter block designer which she held for 13 years. She will continue to lend office space at 229 N Fruitland, Kennewick for the guild's Community Closet.

what was available in the Closet. It was as if the scraps dared her: sometimes she picked something old or overlooked, sometimes small pieces that she could totally use up, sometimes pieces we had an ample supply of.

Often she asked us to add our own fabric. "That makes the setting even more fun," she said.

Even when she knew what to anticipate, the design wall got a workout as she solved dilemmas: Straight set? On point? Sashing? How wide? Swap here?

Change this? Create a new block? When the blocks come in, she never knew how they would end.

"I have enjoyed the surprises," she says.

In addition to the parameters of shape and color, Kathy tried to play into the succession of the seasons and holidays

over the year. And she was always on the lookout for a teachable moment — a skill builder that would sharpen our accuracy or add to our repertoire of construction options.

The Guild has appreciated her efforts. And the community has appreciated the approximately 120 quilts that she has

**"I realized I could enjoy contemplating blocks and sets and color and design six times a year... I have enjoyed the surprises."**

— Kathy

pieced. As the keeper of the Closet, she will continue to be a valued member of the Community Service Tribe.

# It's blizzard season! Sew some Snowball Corners

## YOUR KIT CONTAINS

- **Focus Fabric** •  
1 cut @ 6.5 x wof (for one star)
- **Background** •  
4 cuts @ 3.5 x wof (enough for two)
- **A sheet of lined memo paper** •  
This is your ¼" seam tester!



You'll make a pair\* of sawtooth stars with square-in-a-square centers; they'll finish at 12". Finished blocks and extra HSTs are due by the March meeting.

- Subcut the focus fabric:  
1 square @ 6.5 x 6.5  
8 squares @ 3.5 x 3.5
- Subcut the background:  
8 rectangles @ 3.5 x 6.5  
16 squares at 3.5 x 3.5
- Set aside the center squares and the 8 background rectangles.



- Take the remaining squares and mark or press them on the diagonal.  
4 background squares go on the corners of each center block  
8 focus squares go on the corners of the background rectangles
- You'll sew on the marked line for the blocks. Then, sew again, ½" to the right of the seam; when you trim, you'll be creating extra half-square triangles!
- Turn them in with your blocks.
- Press the seams open.
- Lay out your block.
  - Put the patches together by rows;
  - Top & bottom, press seams toward corners;
  - Center, press seams toward the center.
- When you join the rows, press seams away from the center block.

*\* Choose your own focus fabric for the second block: pick something from your stash that complements the color/pattern in the Closet fabric.*

# New classes, demos, and a retreat

Take advantage of opportunities to ignite your creative spirit, expand your skills and broaden your artistic sphere at these classes and meet-ups scheduled so far:



**Paint a Barn Block:** White Bluffs has invited Sheila Snyder to lead a workshop Saturday Feb 23. She is coming up the Gorge from Portland with 2' x 2' sheets of plywood (already prepped and primed!), also countless quarts of exterior high gloss paint, and a notebook full of block designs.

Space has been booked from 10 to 4 at the Benton REA on West VanGiesen. The \$120 cost includes lunch (Jo Matthias made the arrangements, and at least some of the lunch will be her own home cooking). Register at the Museum.

## White Bluffs Classes:

**Jan 12 — noon**

Inaugural Second Saturday  
"Soup, News & Demos"  
Heirloom Sewing  
Betty Kuhlers

*\$5 donation for lunch suggested*

**Jan 20 — 1-4 pm**

Denim Circle Quilt; Ginny Coffman  
Class \$25 / Kits available \$30

**Jan 25 — 1-3 pm**

Polar Slipper Sox / Virginia Treadway  
Class \$20

**Jan 27 — 12-5 pm**

Jelly Roll Rug; Ginny Coffman  
Class \$25 / Kit fee TBD

**Feb 9 — noon**

"Soup, News & Demos"  
English Paper Piecing  
*\$5 donation for lunch suggested*

**Feb 10 — 12-4**

Giraffe Growth Chart  
Karyn Watson  
*May also meet Feb 17 if needed*

**Feb 23 — 10 am - 4 pm**

Barn Blocks (see info at left)

**Feb 25 — 10 am - 4 pm**

Heirloom Lace / Betty Kuhlers  
*6-weeks, meeting Mondays all day*

For information or to register,  
contact White Bluffs Museum  
294 Torbett, Richland  
509-943-2552  
[info@whitebluffscenter.org](mailto:info@whitebluffscenter.org)  
[www.whitebluffscenter.org](http://www.whitebluffscenter.org)

## Create treasured heirlooms



At White Bluffs' Christmas party Betty Kuhlers showed many beautiful examples of "Heirloom Sewing by Machine" and invited them to take her six-week class which begins Feb 25. The class will teach some of the centuries-old techniques "that our foremothers did by hand," she said, including lace insertion, puffing, pin-tucks and more. The class project is a "quilt keeper." Kuhlers has been researching and honing these skills for over 25 years, and is passionate about passing them on to new students. The class is \$250 plus a kit fee of approximately \$40.

**SPRING  
RETREAT**

The Spring Retreat at Cove Oregon is scheduled for April 9-14. A registration form is on page 12 of this newsletter, or contact Ginny Coffman for more information: 509-943-2552 • [info@whitebluffscenter.org](mailto:info@whitebluffscenter.org)

# QUILTS OUT WEST ~ 2019 SHOW REGISTRATION FORM

(For an interactive computer form visit <http://tcquilters.org/tcqgreg/showreg.html>)

Last Name:  First Name:   
 Address:  City:  State:  Zip:   
 Phone:  Email:  Current TCQG Member?  Yes  No

TCQG members are limited to **5 items per member** plus **unlimited** Collection/Collaboration, TCQG Challenge or Workshop items. **Non-members are limited to 3 items.** Please submit a separate registration form for each item.

Item Title:  Designer:   
 Pattern:  Primary Color:   
 Made By:  Quilted By:   
 Size in Inches\*: Width:  Length:

\* Nearest whole number, no fractions or punctuation. A sleeve is required for items between 50" and 85" wide.

**Category (Select one):**

- Theme Category: Spirit of the Land
- Theme Category: Spirit of the People
- TCQG Workshop Project
- Collection / Collaboration (enter group name)
- Bed Quilt
- Wall Quilt
- TCQG Challenge
- Other (describe):

**Techniques (Select all that apply):**

- Hand Applique
- Hand Pieced
- Hand Quilted
- Hand Embellished/Embroidered
- Machine Applique
- Paper Pieced (English)
- Machine Quilted (Domestic)
- Machine Embellished/Embroidered
- Fusible Applique
- Paper Pieced (Foundation)
- Machine Quilted (Long Arm)
- Hand Painted (dye or fabric paint)

Item for Sale?  Price: \$  Contact Phone:

**Display Information:** Briefly (in 400 characters) tell the story of this entry: its origin/history, your inspiration, decisions about pattern, color, fabric, other fun facts.

**Special Handling:** Please provide instructions and/or the appropriate display prop for framed or fragile items; label props with your name and list them on the Drop-Off/Pick-Up Identification forms.

**Deadline** for USPS (Snail Mail) Entries: **Feb 11** Mail to Laurel Sutton, 121 Spring St. Richland, WA 99354.  
**Deadline** for Online Entries: **Feb 18** Submit through our Web site at [TCQuilters.org](http://TCQuilters.org)

TCQG reserves the right to edit each entry for grammar, punctuation, and reduction of wording to fit available space. Submission of this item implies permission for photography.

Questions? Send an email to [coversincolors@yahoo.com](mailto:coversincolors@yahoo.com), or phone 509.420-4322.

# 'Lady Luck' ladies

Christmas is about giving... but receiving is also nice... and winning is even more fun. Three raffles resulted in lucky winners this holiday season. At White Bluffs Museum's annual Christmas Party Dec 2, Ginny Hildreth (left) owner of Discount Vac 'n Sew prepares to reach into the drum to choose a winner for the Babylock Aria sewing machine that her shop donated. The machine is valued at \$5,500, a pretty good return for the winner, a woman from Central Point, Oregon, who purchased five tickets at the White Bluffs booth during the show! Also Dec 2, Jean Keaveney (below) won the Children's Raffle, which included a couple of quilts, a giraffe growth chart (shown), teddy bears and baby clothes — nice surprises for her nieces and nephews. On the previous day at the guild's annual meeting and holiday brunch, Judy Lyons (lower left) was thrilled to also win a Babylock machine, also donated by Vac 'n Sew, as the grand door prize. It was just in time, she said, since she needed a lightweight machine to transport to retreats. The generosity and warmth of guild members and friends was definitely present this season, a special thank you to Ginny and the ladies who created items for this year's raffles. All donations benefit the Tri-City Quilters' Guild and White Bluffs Quilt Museum.



**CAN YOU** affix name and contact labels to raffle tickets? Yes! That's great news when you want to purchase multiple tickets — remember they're also a donation that helps our organizations. Learn all the ins and outs of holding a raffle at the Washington State Gaming Commission's website [www.wsgc.wa.gov/education/raffles](http://www.wsgc.wa.gov/education/raffles). And thanks for playing.

# Local Shops

## CRAFT WAREHOUSE

7411 W Canal Drive, Kennewick, WA  
509-783-9663

10% discount on one item per visit - show your card

## DISCOUNT VAC, SEW & FABRICS

119 W 1st Ave, Kennewick, WA  
509-586-1680  
www.discountvacandsewwa.com

10% discount to TCQG members n regularly priced fabric

## FABRIC 108

5215 W Clearwater Ave, Suite 105, Kennewick, WA  
509-586-0108  
Email: fabric108@yahoo.com  
www.fabric108.com

## JANEAN'S BERNINA

6303 Burden Blvd in Pasco  
509-544-7888  
www.janeansbernina.com

## JOANN FABRICS

751 N Columbia Center Blvd, Kennewick  
509-736-0970

## QUILTMANIA

1442 Jadwin Ave, Richland  
509-946-7467 (PINS)  
Email: quiltmania@verizon.net  
15% discount to TCQG members on fabric and notions

## SANDY'S FABRICS AND MACHINES

24 N Benton, Kennewick  
509-585-4739 (ISEW)

## THE SEWING BASKET & GIFTS

1108 Wine Country Road, Prosser, WA  
509-786-7367  
10% discount to TCQG members

## FIBER FEST ORGANIZATIONAL MEETING

Sunday Jan 13 , 1 pm  
White Bluffs Quilt Museum • 294 Torbett Street, Richland

### White Bluffs Quilt Museum will present a **Fiber Fest for the Tri-Cities in October, 2019**


As sponsor of this exciting event, White Bluffs is searching for people and organizations to help shape this event into an "annual festival for all lovers of textiles."

The group will meet regularly to refine all aspects of the program. Feel free to invite friends who also love fiber arts

This celebration will include programs demonstrating the production of textiles from animal or plant to a completed textile product. We will present hands-on educational programs for children and adults, to introduce and teach weaving and other textile-related activities. Local schools will be invited to participate in special presentations and demonstration of sewing, spinning and weaving.

Vendors will display and demonstrate their textile-related items. Booth space will be available. Ranchers will be invited to bring their animals. Plants that grow in this area will be on display: cotton, flax, and other fibers suitable for weaving or basketry.

Historic quilts from our collection will be on display and classes in historic quilt patterns will be offered.



We will pay tribute to the weavers, quilters and textile artists long gone, by using their drafts and patterns in new and inspiring ways.

Questions? Contact Jenny at  
virginiatreadway1174@gmail.com

Happy Life Quiltworks, LLC  
Toni R. Jones,  
Professional Longarm Quilter  
509-845-7437  
coug.quilter@gmail.com

**AREA 51 QUILTING**

---

RENA CHRISTENSEN  
OWNER / QUILTER

34803 N Firewood Dr. Benton City, WA 99320  
480-242-1508  
awof1234@yahoo.com

Candy Crandall  
Longarm Quilter

*Candy's Quilts & Things*  
Let us quilt for you

68403 NSR 225 Benton City, Wa. 99320  
509-531-8550

candysquiltsandthings@gmail.com  
candysquiltsandthings.blogspot.com





## Project Linus

*Providing Security  
Through Blankets*

SATURDAY, Jan 5 10 am – 4 pm  
Team Battelle/Workparty  
Quinault Baptist Church  
5400 W Canal Dr, Kennewick  
509-460-7120

THURSDAY, Jan 10 10 am – 4 pm  
Quilting at the Library  
Richland Public Library  
955 Northgate Dr, Richland  
509-942-7454

SATURDAY, Feb 2 10 am – 4 pm  
Team Battelle/Workparty  
Quinault Baptist Church

THURSDAY, Feb 14 10 am – 4 pm  
Quilting at the Library  
Richland Public Library  
509-529-7755

SATURDAY, Mar 2 10 am – 4 pm  
Team Battelle/Workparty  
Quinault Baptist Church



[www.projectlinus-tc.org](http://www.projectlinus-tc.org)

## JANUARY

Mary Crowther  
Melinda Dahl  
Judy Deneen  
Linda Edmiston  
Susan Engelking  
Joyce Hull  
Rose Jensen  
Maurine Johnson

Stacy Kelly  
Deanna Klages  
Shirley Lacey  
Sherry Linhoff  
Kathy Lucas  
Julie Moore  
Sue Muller  
Sue Nutter

Louise Peterson  
Susie Shipp  
Dottie Szendre  
Terra Watkins  
Gene Wong  
Marjie Worden

## FEBRUARY

Ilsemarie Ashley  
Judy Bacon  
Marty Campbell  
Carol Capelle  
Patricia Cecil  
Bette Dearing  
Josetta Defoe  
June Hansen  
Velva Harris  
Miken Higham  
Liz Huber  
Nadeen Irvine  
Judith Lyon  
Andrea Melius  
Pegi Nelson  
Gail Nowak  
Nancy Pace  
Teri Pedersen  
Ashley Oberg  
Cherie Owen  
Reisa Ozanich

Marilyn Randant  
Wanda Routh  
Madelyn Schwartz  
Annette Spaniel

Jennifer Spence  
Barbara St. John  
Abby Stevens  
Kay Workinger



If it is your Birthday Month, please bring treats to share at the meetings.

### GUILD FABRIC CLOSET

Need fabric or batting to complete a Guild project? Decluttering the sewing area? Check out the Closet! Fabric donations are welcome.

Kathy Kaser-Nichols' office  
229 N Fruitland, Kennewick  
509-586-7335

# Color of the year is “Living Coral”

BY CAROL O'CALLAGHAN

More than just our newsletter banner may be showing up pink this year. And we wanted to jump on it early to celebrate the color of the year!

For the last 20 years, the Pantone Color Institute has designated a color of the year—who knew! And this year Living Coral (PANTONE 16-1546) will be its official choice. See their eloquent comments in the box.

The Pantone Color Institute governs an international standardization of colors, so that industries and manufacturers worldwide can communicate, match, share and recreate colors consistently across trades, like paper, paint or fabric. Some Pantone color formulas are proprietary. For example the exact ingredients for Tiffany Blue or Starbucks Green are closely guarded.

It's not so much that Pantone sets the tone (sorry) with its choice, it's more a reflection of current trends in

art, life, and nature. Recently scientists have discovered that a strain of coral in Australia's Great Barrier Reef has shown a resistance to the ravages of warming ocean temperatures. Great news indeed.

As a graphic designer who relies on the exactness of Pantone colors every day, I didn't even know there *were* colors of the year. A great deal of my time is spent nudging formulas, click by click, increasing and decreasing magenta, cyan, yellow, black, to try to pick just the right hues. It never gets old. (My husband calls it my “video game.”)

I know that all of us in the guild are just as fascinated by color. It's a defining element of our art, and I've been so impressed with the uniqueness and expressive mastery of its use by quilters in our guild.

I love sharing my art with all of you, and I have loved your sharing your art with me. Welcome to a colorful 2019.


*Thanks Laurel for the heads-up.*

FROM PANTONE — Living Coral embraces us with warmth and nourishment to provide comfort and buoyancy in our continually shifting environment. In reaction to the onslaught of digital technology... we are seeking authentic and immersive experiences that [embody] our desire for playful expression.

Living Coral emits the desired, familiar, and energizing aspects of color found in nature. In its glorious, yet unfortunately more elusive, display beneath the sea, this vivifying and effervescent color mesmerizes the eye and mind. Lying at the center of our naturally vivid and chromatic ecosystem, Living Coral is evocative of how coral reefs provide shelter to a diverse kaleidoscope of color.

For 20 years, Pantone's Color of the Year has influenced product development and purchasing decisions in multiple industries, including fashion, home furnishings, and industrial design, as well as product, packaging. To arrive at the selection each year,

Pantone's color experts comb the world looking for new color influences: entertainment, art, fashion, travel, all areas of design, even socio-economic conditions... [to arrive at its choice].



Pantone Colors of the Year going back to 2011. Explore and learn more at [www.pantone.com/color-intelligence/color-of-the-year](http://www.pantone.com/color-intelligence/color-of-the-year).

## Printing & Advertising Information for Quilter's Press

- **Quilter's Press:** published six times per year by the Tri-City Quilter's Guild, PO Box 215, Richland, WA 99352
- **Subscription:** (6 issues/year) \$10.50 per calendar year, or included in the annual membership dues.
- **Send to Editor (in writing):** your comments, information, articles, announcements. Future events for all quilt groups published free of charge. Editor: Carol O'Callaghan 509-289-9065 [oc.carol@gmail.com](mailto:oc.carol@gmail.com)  
**Items will be used as space permits.**
- **Advertisements:** TCQG members receive one free personal advertisement (business card size) per year. Business Advertisements: quilt-related shops, fabric shops, and persons who operate a home-based quilt related business. Rates are listed at right. Display ads should be camera ready.
- **Deadline for Newsletter Input:** 15th of February, April, June, August, October, and December.

### Quilter's Press Advertising Rates Per Issue

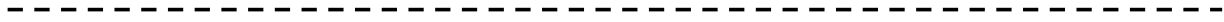
<b>Business Card</b>	\$10 non-members — \$5 for members
<b>Classified</b>	\$1 per line - \$5 minimum (same for members)
<b>Quarter Page</b>	\$20 non members — \$10 for members
<b>Half Page</b>	\$40 non-members — \$20 for members
<b>Full Page</b>	\$80 non-members — \$40 for members
TCQG members may place one free business card size ad per year.	



**Membership Application**  
**Membership Year: January 1 – December 31**  
**Dues Rate: \$20/year**  
**New/Renewal**

Name		Birthday (Month and Day Only)	
Street Address			
City		State	Zip
Phone (    )		Email (used only to share important Guild information only)	
Snowbird Address: Start and End Dates:			
<input type="checkbox"/> New Member <input type="checkbox"/> Membership Renewal Electronic Newsletter (Y/N) By selecting yes this saves on postage cost, thank you!			
Signature:		Date:	
<b>Dues are payable to: TCQG. Please mail this form with payment to</b> <b>TCQG, c/o Treasurer, PO Box 215 Richland WA 99352</b>			

The Tri-City Quilters' Guild is a nonprofit organization organized for educational purposes within the meaning of Section 501c(3) of the Internal Revenue Code. Members are encouraged to serve actively on at least one committee each year and to participate in the annual quilt raffle and quilt show. Below, please check any activity in which you are willing to participate.



As a member, I would like to ...

- \_\_\_\_\_ 1. Help in any way I can. Please let me know what is needed.
- \_\_\_\_\_ 2. Chair or co-chair a TCQG committee. (Examples: raffle quilt, workshops, retreat, publicity, membership, etc.)
- \_\_\_\_\_ 3. Chair or co-chair a Quilt Show committee (examples: door prizes, Hoffman challenge, merchant mall, etc.)
- \_\_\_\_\_ 4. Work during the quilt show
- \_\_\_\_\_ 5. Sell raffle quilt tickets
- \_\_\_\_\_ 6. Serve as a TCQG officer
- \_\_\_\_\_ 7. Teach a half- or full-day class (please specify) \_\_\_\_\_
- \_\_\_\_\_ 8. Give a program at a TCQG meeting (please specify) \_\_\_\_\_
- \_\_\_\_\_ 9. Make phone calls
- \_\_\_\_\_ 10. Other (please specify) \_\_\_\_\_

<b>FOR GUILD USE ONLY</b>			
Dues Received \$ _____	Receipt # _____	Check # _____	Received by _____
Card Delivered _____	New Member Packet _____	1/11/16	



# Tri-City Quilters' Guild

## 2019 SPRING RETREAT

**April 9-14 (Weds - Sun)**

Retreat begins at 10 am Tues, ends at 3 pm Sun

Ascension School Camp & Conference Center — 1104 Church Street, Cove OR 97824

• *Registration Deadline: April 1, 2019* •

Name \_\_\_\_\_ Phone \_\_\_\_\_

E-mail \_\_\_\_\_

Address \_\_\_\_\_

City \_\_\_\_\_ State \_\_\_\_\_ Zip \_\_\_\_\_

Please check  
one box



Tuesday - Sunday, 6 days / 5 nights / 7 meals: \$400\*

Wednesday - Sunday, 5 days / 4 nights / 6 meals: \$350\*

Required Deposit \$50 • Final Payment Due April 1

Names of Roommates: 1. \_\_\_\_\_

2. \_\_\_\_\_

Room Preferences: 1. \_\_\_\_\_

2. \_\_\_\_\_

- Two handicap rooms available (4 beds) on a first come first served basis with payment
- Please indicate food allergies

*\*Prices reflect last September's Fall Retreat and may be subject to a slight increase. Due to the holidays, exact costs were not available at the time of this newsletter's printing.*

**Mail registration form with deposit or full payment to**

TCQG - Treasurer  
PO Box 215  
Richland, WA 99352

## 2019 Spring Retreat at Cove, Oregon



PO Box 215, Dept. QP  
Richland, WA 99352

Return Service Requested



Pick up some  
save-the-date  
bookmarks  
to share with  
family, friends  
and coworkers!  
Find them  
at meetings or  
at White Bluffs.

## JANUARY

### Second Monday Board Meeting 1/14

6:30 pm

White Bluff's Museum  
294 Torbett Street, Richland  
(All members are welcome.)

### Third Monday AM Meeting 1/21

10 am Social Time & Refreshments  
10:30 am Meeting & Program  
Hillspring Church 1153 Gage Blvd, Richland

### Third Monday PM Meeting 1/21

6:30 pm Social Time & Refreshments  
7 pm Meeting & Program  
Hillspring Church 1153 Gage Blvd, Richland



Kim Irwin's 2018 show quilt  
"Epic 30th Anniversary," from a pattern  
called La Passacaglia (Millefiori).  
Hand-pieced, the kaleidoscopic quilt  
took seven years to make and was  
a tribute to her late husband  
who passed away in 2010.  
after 23 years of marriage.

## FEBRUARY

### Second Monday Board Meeting 2/11

6:30 pm

White Bluff's Museum  
294 Torbett Street, Richland  
(All members are welcome.)

### Third Monday AM Meeting 2/18

10 am Social Time & Refreshments  
10:30 am Meeting & Program  
Hillspring Church 1153 Gage Blvd, Richland

### Third Monday PM Meeting 2/18

6:30 pm Social Time & Refreshments  
7 pm Meeting & Program  
Hillspring Church 1153 Gage Blvd, Richland