


# Quilters' Press

Official Publication of the Tri-City Quilters' Guild

P.O. Box 215 • Richland, WA 99352



Vol 42 No. 1

January - February 2022

www.tcquilters.org

## ■ SHOW UPDATES

I hope you had lovely holidays and are ready to get back into the swing of things, like the 2022 Quilt Show!

Many of us have been working behind the scenes for several months planning, designing, coordinating and putting finishing touches on important aspects of the show. In this newsletter you will hear from several quilt show leads. Please be sure to read and learn about the Quilt Show 2022 opportunities available to you.

- Nancy Graves explains the quilt registration process: Jan 1–Feb 18 for online entries; Jan 1–Feb 15 for snail mail entries, pgs 4 & 10.
- Dee Liegey, the Quilt Show Co-Chair explains the volunteer opportunities and how to sign up, pg 4.
- Karen Michaels shares information about the Red and White Quilt exhibition on pg 8, along with a reminder about the Show Challenge, also pg 8.
- Barbara Minton shares postcard-ideas and requirements, pg 5.
- Cathy Jackson has persevered and is still hanging onto the pot holders from the 2020 show. She is also collecting more pot holders. All will be sold at the TCQG "Round Tuit" room. (Formerly the Silent Auction.)

**Please note! Due to a scheduling conflict, our 2 pm Jan 8 meeting will be at my home instead of White Bluffs.**


My address is 112123 N 302 PR NE, West Richland. You can Google the address. I live up a long driveway. Watch for the small shed with the quilt barn sign on it. Please feel free to reach out with any questions. I'm happy to give detailed directions. If you have a job that doesn't require a lot of discussion/decisions and you don't want to drive out to my home, just email with a short update and we'll call it good! ([genevacarroll@yahoo.com](mailto:genevacarroll@yahoo.com))

— Geneva

## Happy New Year 2022!



### President's Message



Ardith Eakin 2022  
Guild President

Welcome to a new year and hopefully a less stressful year for all of us. The dark days of winter will soon give way to spring and the much-anticipated quilt show. I am looking forward to this year and please be patient with me as I learn the ropes.

A huge THANK YOU to Laurel Sutton and all the other officers during our trying times of 2020 and 2021. Laurel was just what we needed and did a wonderful job of leading us through it. My Timely Tuesdays will never be what she produced, and I am so pleased she is willing to mentor me.

I would like to recognize Candy Crandall and all her work on the cancelled 2020 quilt show. I was so disappointed when we had to call it off – I even had something to enter!!! Geneva Carroll has picked up the reins and held on for two years – we WILL have a quilt show in 2022.

Dust off your snowy boots, turn on the lights, grab a cup of hot cocoa, start the sewing machine, ignore the gloomy days of winter and have fun creating. THE MAGIC OF COLOR is coming.

— Ardith

## Gallery show, reception mark TCQG re-emergence

The exhibition arm of Allied Arts has invited us to mount our traditional biennial show in the Gallery at the Park during January. Part of the tradition is a reception (with lovely decorations and delicious sweets) on Sunday, Jan 9 from 1 to 3.

In a way, this event will mark our emergence from the chrysalis of covid: we were last there in January of 2020 – before restrictions robbed us of 15 monthly meetings and two major quilt shows. To keep sharing inspiration and education, our newsletter editor published special editions, and we depended on facebook and a few Zoom meetings. Sewing is therapy, and this show will share our accomplishments.



### You Will See...

Our raffle quilt for 2022, "Serendipity," an Amish-feeling sampler quilt by Cheryl Garrison (member featured artist of 2019) with applique surrounded by log cabin piecing.

A red and white 40th anniversary quilt, doubly commemorating Karen Michael's wedding and the Guild's incorporation (it will be joined by others for a special 40th birthday celebration at our show in March).

A collection of collaged story quilts created since June in response to a challenge from Deb Snider, who shared a bin of pre-fused fabric motifs for inspiration.

A miscellany of pieces that attest to the technical skills of our members and to their love of both tradition and experimentation.

You will NOT see the more than 330 quilts our members made and delivered in 2021 to local community agencies (Cancer Center, Court Appointed Special Advocates, Child Protective Services, Domestic Violence, Habitat for Humanity, Hospice, Red Cross, Support/Advocacy/Resource Center, Union Gospel Mission, and You Medical).

At left, our last Allied Arts show, 1M years ago.

# Inside this issue

|   |    |
|---|----|
| President's Message                       | 1  |
| Quilt Show Updates                        | 1  |
| Gallery at the Park Show                  | 1  |
| Briefs                                    | 2  |
| Who's Who: Board and Committees           | 2  |
| Skillbuilder Class                        | 3  |
| Jo Matthias Dying Class                   | 3  |
| UFO Project Takes Off Again               | 3  |
| Programs for January and February         | 3  |
| Phyllis Burnham's "Show" Quilts           | 4  |
| Quilt Registration Goes Live              | 4  |
| Volunteer for the Show                    | 4  |
| Project Linus                             | 4  |
| Postcard Project                          | 5  |
| Birthdays                                 | 5  |
| Classifieds, Shops, Advertise             | 6  |
| Challenge Reminders                       | 7  |
| Snowflake Inspirations, call for pictures | 7  |
| Show Program Ad & Sponsor Form            | 8  |
| Membership Renewal Form                   | 9  |
| Show Registration Form                    | 10 |
| UFO Challenge Form (jump on!)             | 11 |
| Meeting Dates                             | 12 |



**STUMBLING THROUGH THE QUILTVERSE**, I found this, and since we're renewing the invitational challenge to tackle our UFOs, I thought I would share it! If you also have a (cough) few UFOs to tackle, consider joining the challenge to get them out of your closets and drawers. See pages 5 and 11. — 2013, Paducah KY, wildhairstudios.com, pg expired

Send corrections, ideas, photos, feedback to Carol O'Callaghan at [oc.carol@gmail.com](mailto:oc.carol@gmail.com). Interested in taking over the newsletter? Let me know. — You'll always know what's going on!

## BRIEFS

### Community Tallies

We had a productive year with this trying time of covid! We gave out 357 quilts in 2021 and added four new agencies: The Diaper Bank, Elijah Family Homes, My Friend's Place, and most recently the Kennewick Police Department. As soon as we find contact personnel for the other local police departments we will add them too.

For everyone involved with Community Service, whether you make kits, piece tops, put batting or backing with tops, quilt, or help me process for delivery, pat yourself on the back. Thank you for all you do for Community Service. (Cyndy Underwood)

### Raffle Event Nears

The raffle quilt will travel to the 2022 Tri-Cities Sportsman Show at the HAPO Center in late January. Volunteers are needed to sell tickets for a two hour period during the following show times: Friday, Jan 21: noon-7 pm Saturday, Jan 22: 10- am - 6 pm Sunday, Jan 23: 10 am - 4 pm

To help, please contact Nancy Graves at 628-8986. Sign up with a friend and enjoy the show together!

### How Old is That Quilt?

The "How Old Is That Quilt?" exhibit will lead off the new year at White Bluffs Quilt Museum. Quilts from the museum's collection will be featured, as well as those of members who share their historical treasures. Come take a look! Fridays and Saturdays 10-4.

### Shop Hop Jan 2022

The eighth annual celebration fundraiser for White Bluffs Quilt Museum will again occupy a whole week instead of a single day – from Saturday, Jan 22 to Saturday, Jan 29.



Participating stores will have special Shop Hopper deals and discounts for passport holders and will all sponsor drawings and select winners for \$10 gift certificates Jan 29.

Passports – \$10 each – go on sale at WB Saturday, Jan 8. They will also be available at member meetings on Monday, Jan 17.

### Spring Retreat Info

Spring Retreat 2022 in Cove, OR will be April 12-17 (Tues-Sun). There is room for 15 quilters so everyone has space to spread out toys and projects. Sturdy tables, design walls, ironing centers, cutting tables will all be set up. Two ADA rooms are on the main floor (first come first served) with nine other rooms upstairs, each with two beds and private bath. A kitchen is available to prepare uncooked meals although 4 dinners and 3 breakfasts are included. Cost last time was \$350 (Weds-Sun) or \$415 (Tues-Sun). We will advise about any increases. Those interested (first come first served) please contact Ginny Coffman [ginnycoff@gmail.com](mailto:ginnycoff@gmail.com).



## WHO DO I CONTACT?

|                          |                   |
|--------------------------|-------------------|
| <b>Communications</b>    | Dianne Cramer     |
| Website                  | Nancy Graves      |
| Facebook                 | Dianne Cramer     |
| Facebook                 | Ginny Hildreth    |
| Newsletter               | Carol O'Callaghan |
| <b>Community Service</b> | Cyndy Underwood   |
| <b>Education</b>         | Jo Matthias       |
| Workshops                | Cheryl Garrison   |
| Library                  | Cheryl Garrison   |
| <b>Quilt Show</b>        | Geneva Carroll    |
| Show Co-Chair            | Dee Liegy         |
| <b>Member Services</b>   | Kate Giever       |
| Retreats                 | Ginny Coffman     |
| Friendship Groups        | Carol Capelle     |
| Sunshine                 | Sandy Moroney     |

[tcquilters@gmail.com](mailto:tcquilters@gmail.com)

## Tri-City Quilters' Guild

### EXECUTIVE BOARD

#### OFFICERS

Each officer has 1 vote;  
President only votes to break a tie

|                        |                 |
|------------------------|-----------------|
| <b>President</b>       | Ardith Eakin    |
| <b>Treasurer</b>       | Nancy Graves    |
| <b>VP AM</b>           | Judy Urrutia    |
| <b>VP PM</b>           | Jean Keaveney   |
| <b>Guild Secretary</b> | Cheryl Garrison |

[WWW.TCQUILTERS.ORG](http://WWW.TCQUILTERS.ORG)

[facebook.com/tcquilters.org](https://www.facebook.com/tcquilters.org)  
[@tricityquiltersguildwa](https://www.instagram.com/tricityquiltersguildwa)



## Next Skillbuilder class dubbed “21<sup>st</sup> Century Quilting Bee”



On Sunday, Jan 23 from 1 to 4 at White Bluffs Quilt Museum, practice quilting on a domestic machine. Bring your rig and its walking and/or free motion feet. Pictures show the backs of spray-basted sandwiches ... pack along some appropriate thread colors.

The Tri-City Quilters’ Guild Community Service team has sandwiched smallish

quilts for you to practice on; experienced Guild sewists will consult on design and technique. Because you are sewing for the good of the cause, there is no fee. However, space limitations mean there will be a maximum of 10 students.

Email Cheryl Garrison, [clock902@aol.com](mailto:clock902@aol.com) to reserve your spot.



Grab your thread, rolls of spray-basted quilts are ready for 21st Century Quilting Bee class.

## Jo exchanges dye pots for paint bottles

More chances to play with color! Jo has booked White Bluffs Quilt Museum on Wednesday Jan 26 and Sunday Jan 30 from 1 to 4 pm; she will show up with paint, fabric, stencils, and stamps. Feel free to bring your own as well for three hours of experimentation, designing surfaces for quilts, wearables, décor items, etc. \$40 per session.

Email [josdyepotstudio2017@gmail.com](mailto:josdyepotstudio2017@gmail.com) to sign up; pay at the class.



## UFO Project 2022 Lifts Off

Carol Capelle is continuing the UFO/USO clearinghouse Project (that is to help you clear your house of UnFinished or UnStarted sewing projects. For every UFO you complete, your name enters a quarterly to win a prize. Find the form on page 11 and contact Carol at [dcapelle@mac.com](mailto:dcapelle@mac.com) if you have any questions.

And boldly go!

## January program may help keep New Year’s resolutions



Typically, we all start a new year with determination to tidy up. Terri Fischer will offer encouragement with “How to Store Your Stuff,” a sequel to her 2020 program on “How to Organize Your Creative Space.” This time she will collate and present photos of our storage solutions for notions, fabrics, and especially scraps.

Please participate! Take some pictures of your bins and write an explanation; send them to Cheryl Garrison [clock902@aol.com](mailto:clock902@aol.com). [Terri will be off the grid in Mexico over the holidays, unable to receive submissions.]

Don’t worry about mess; she won’t divulge her sources. And don’t worry if you’re not happy with your system; none of us is: just tell how you started – by color? by size? by fabric personality? – and where it breaks down. “Mistakes are for learning,” as Geneva Carroll says.

## Community Service to sponsor Feb programs ... no strings attached!

February’s program will encourage you to Kick the Kit Habit. Laurel Sutton will present fabric-choosing formulas from some famous quilters, then put you through



some exercises based on her own infamous system: you’ll start with some pieces from the Community Closet, then pull complementary candidates from her collection of Travelling Patches (so named because they have been used in presentations in the UK and OH).

This is not a challenge like the Paisley & Plaid project or the heart challenge in previous years. You don’t have to follow through on anything. ...Unless you might want to join the Community Service tribe when it next chooses fabrics for kits at the Community Closet.



# Guild members' quilts have a brush with show business

Last fall, an inquiry came through the website contact: would any Guild members loan queen size quilts to a TV production filming in Spokane? The request was circulated to everybody we could think of who made and KEPT large quilts. The asker, it turned out, targeted the Guild because he is Beth Ramsay's uncle.

Watch Sony/CBS, see quilts by Phyllis Burnham!



Phyllis Burnham's quilts were used in scenes of upcoming series.



Phyllis Burnham followed through. Her quilts have recently returned. Along with a check for \$200! Her "stained glass" quilt is constructed of hand dyes that date back to a class with Anne Jensen. Recently, she put them together with the technique she uses on denim, and Karen Brun quilted it. The maple leave loveliness is pictured with a corner turned up because only its back will appear in the production. What a waste. Up close, you can see that Virginia Treadway's quilting traced

graceful veins in every leaf. If you subscribe to Sony/CBS Pure Flix, a Christian streaming service; you'll see Phyllis's quilts in the sets of "Going Home," a series set in a hospice.

## Wait no more, quilt registration is now live on the Guild's website

Online quilt registration opens on Jan 1 at 12:01 am on our website, [www.tcquilters.org](http://www.tcquilters.org) under the [Quilt Show/Enter an Exhibit](#) tabs. Please read the instructions carefully to help eliminate any errors in your entry.

You will be asked to create a user name and password and then you can enter your quilts. We expect a lot of

quilts this year so please give some thought to ranking your quilts by entering your highest ranked quilt first and so on. If the show committee is forced to remove some quilts, the last quilt you entered may be selected for removal.

If you know members who don't have access to the Internet, please have them contact Nancy Graves at 509-628-8986. Nancy will get their quilts entered. The form on page 10 can also be used to enter a quilt. Please give the form to a board member or mail to the address on the form.

Online quilt registration closes on Feb 18 at midnight. Mailed entries must be received by Feb 15.

It's TIME!



## Volunteer for a Quilt Show job-we need you

Putting on our annual quilt show takes a small army of volunteers. Sign up early for your favorite show job. Before-, during-, or after-the-show jobs are up for grabs. Go to the [Guild website](#) under the [Quilt Show/Volunteer](#) tab to find your niche. You may sign up at membership meetings in January, February, or March. Sign up early before the jobs you prefer are taken!

### Project Linus Dates

- Thu, Jan 13 10 am  
Quilting at the Richland Public Library
- Thu, Feb 10 10 am  
Quilting at the Richland Public Library

Join Project Linus Quilters as they hold these open workshops. Bring a lunch!





Above left, Carol Shoaf used Tsukineko inks to paint her image, and at right Jean Zoet created one of her distinctive nature scenes with mixed media.

# "Postcard Project" invites participants

"Eye-catching" and unique, postcards can be a little showcase for any technique you use or want to try in your quilting projects. Try out something new, or apply what you already know to create on these teeny little "canvases" which will become precious gifts to whoever is lucky enough to receive them.

## BY BARBARA MINTON Postcard Committee Chair

We are asking Guild members to make and donate fabric postcards as a fund raiser for the 2022 Quilt Show. Postcards will be sold at the show for \$8. Just a reminder about the dimensions of the postcard:

- Postcards must be 4"x 6" and no thicker than 1/4 inch
- Postcards MUST consist of at least 3 layers
- A decorated top layer of fiber such as fabric, silk paper or another textile fiber
- A middle firmer layer such as "fast-2fuse," Peltex, Timtex, or cardstock
- A backing of muslin or light-colored solid fabric\* that can be written on
- It must have a clean finished edge, such as a zigzag stitch, satin stitch, or a narrow binding.

You will be provided with 4"x 6" pieces of Peltex and postcard backing material at guild meetings. However, don't hesitate to use what you have on hand. You can use TimTex or cardstock for the middle layer. If you have any questions, call or text Barbara Minton at 509-392-1684 or email at [mintonba@hotmail.com](mailto:mintonba@hotmail.com).

Please bring your completed post cards to the next guild meeting or call Barbara to make arrangements to pick them up. They must be turned in by March 19.

*\*A PDF file with four postcard backing designs can be downloaded from the TCQG website and printed on fabric. If you cannot print to fabric, there will be options available. Write your name and date on the back of the card in ink in a place where it will not impede a written message, address, or postmark.*

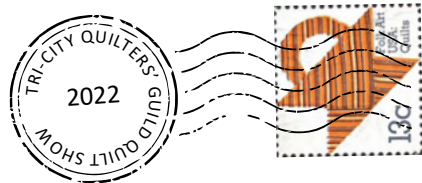
### COME AND GET INSPIRED AT FOUR POSTCARD WORK GROUPS

Where: White Bluffs Quilt Museum

When: Wednesdays • Jan 19 • Feb 9 • Feb 23 • Mar 16

Time: 1-4 pm

Items Supplied: 4"x6" pieces of Peltex, printed postcard back material, and pre-fused pieces of fabric (courtesy of Deb Snider). We will use the irons and sewing machines can be rented for \$5 at WBQM. Please bring small scraps of fabric, decorative threads, basic sewing supplies — and your IMAGINATION and CREATIVITY.



## JANUARY

Lynn Aldrich  
Debbie Calhoun  
Mary Crowther  
Paula Curtright  
Judy Deneen  
Linda Edmiston  
Renee Grabiec  
Rose Jensen

Maurine Johnson  
Stacy Kelly  
Deanna Klages  
Shirley Lacey  
Julie Moore  
Susan Muller  
Sue Nutter  
Sara Ortega

Louise Peterson  
Susie Shipp  
Terra Watkins  
Marjorie Worden

■ Please remember to bring snacks to the meeting if it's your birthday month. Thank you!

## FEBRUARY

Ken Aldrich  
Judy Bacon  
Marty Campbell  
Carol Capelle  
June Hansen  
Velva Harris  
Nadeen Irvine  
Thomasene Lybbert

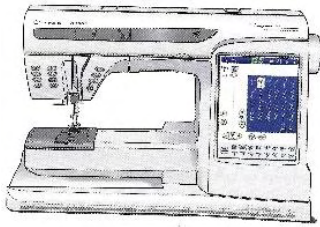
*Happy Birthday*

Judith Lyon  
Pegi Nelson  
Reisa Ozanich





**FOR SALE**



Husband says I need to get rid of one machine. My loss; your gain. Viking-Husqvarna Designer SE sewing machine with embroidery unit. Just serviced. Includes hoops, all manuals, carrying cases and more. \$450. Call Barbara Minton for more information. 509-392-1684

**A Guild is a Whole Group Effort**

Our Guild is pretty awesome, and one thing that makes it that way is the group effort we all give to build connections. We're looking for helpful individuals who'd like to serve in roles of

- hospitality
- door prizes and
- facebook administrator

Contact Ardith to volunteer!  
arditheakin46@gmail.com or 735-3853



Hey  
Long Ears

Kathy McNeill,  
our guest in  
October, made  
"The Quilt  
Show" last  
week.



**CRAFT WAREHOUSE**  
7411 W Canal Drive, Kennewick  
509-783-9663  
[craftwarehouse.com](http://craftwarehouse.com)

**SANDY'S FABRICS AND MACHINES**  
24 N Benton, Kennewick  
509-585-4739 (ISEW)  
[sandysfabrics.com](http://sandysfabrics.com)

**FABRIC 108**  
5215 W Clearwater Ave, Ste 105, Kenn.  
509-586-0108 [fabric108@yahoo.com](mailto:fabric108@yahoo.com)  
[www.fabric108.com](http://www.fabric108.com)

**JANEAN'S BERNINA**  
6303 Burden Blvd in Pasco  
509-544-7888  
[janeansbernina.com](http://janeansbernina.com)

**THE SEWING BASKET & GIFTS**  
1108 Wine Country Road, Prosser  
509-786-7367  
[prossersewingbasket.com](http://prossersewingbasket.com)  
Ask about discount for TCQG members.

**DISCOUNT VAC AND SEW & FABRICS**  
119 W 1st Ave, Kennewick  
509-586-1680 [discountvacandsewwa.com](http://discountvacandsewwa.com)  
Ask about discount to TCQG members on regularly priced fabric.

**QUILTMANIA**  
1442 Jadwin Ave, Richland  
509-946-7467 (PINS)  
Email: [quiltmania@verizon.net](mailto:quiltmania@verizon.net)  
FB: [facebook.com/quiltmania01](https://facebook.com/quiltmania01)  
Ask about discount to TCQG members on fabric and notions.

**Need (free) materials to complete a Guild project?**  
Check out the **GUILD CLOSET!** Pick from a rainbow of colors to create a top, take home a kit, or finish one with quilting or binding. Fabric donations are welcome.  
229 N Fruitland, Kennewick — 509-586-7335  
(Please call ahead: Kathy Kaser-Nichols' office)  
• Kits Available through Laurel: •  
509-420-4322 or [coversincolors@gmail.com](mailto:coversincolors@gmail.com)

**Printing & Advertising Information for Quilters' Press**

- **Quilter's Press:** published six times/year by the Tri-City Quilters' Guild
- **FOR PAID ADS:** Send payment to Tri-City Quilters' Guild Treasurer at PO Box 215, Richland, WA 99352
- **Subscription:** (6 issues/year) \$10.50 per calendar year, or included in the annual membership dues.
- **Send to Editor (in writing):** your comments, information, articles, announcements. Future events for all quilt groups published free of charge. Editor: Carol O'Callaghan 509-289-9065 [oc.carol@gmail.com](mailto:oc.carol@gmail.com)
- **Advertisements:** TCQG members receive one free personal advertisement (business card size) per year. Business Advertisements: quilt-related shops, fabric shops, and persons who operate a home-based quilt related business. Rates are listed at right. Display ads need not be camera ready.
- **Deadline for Newsletter Advertisement:** 20th of each even month.

**Quilters' Press Advertising Rates Per Issue**

|   |   |
|---|---|
| <b>Business Card</b>  | \$10 non-members — \$5 for members            |
| <b>Classified</b>   | \$1 per line - \$5 minimum (same for members) |
| <b>Quarter Page</b>   | \$20 non members — \$10 for members           |
| <b>Half Page</b>  | \$40 non-members — \$20 for members           |
| <b>Full Page</b>  | \$80 non-members — \$40 for members           |
| TCQG members may place one free business card size ad per year. |   |



# Miss Daisy Quilting

Custom free motion and hand-guided longarm quilting services




Jodi Hassell  
(509) 378-2586

missdaisyquilting  
missdaisyquilting@gmail.com



## RED and WHITE



Celebrate the Guild's **Ruby Anniversary — 40 Years!** — by entering a red and white quilt in the 2022 show. Help create a collection of red-and-white quilts that will shine from the walls of our show next year.

Quilts can be any size, from potholder to king. They can be any color red, and have any proportions of red and white. They can be any technique, and any style. They can be brand new, or a treasured heirloom. They can be made for a loved one, or donated to Community Service.

Please join in the celebration! For more information, contact Karen Michaels: 509-412-1571, [karen@pkmichaels.com](mailto:karen@pkmichaels.com).

**Jan Yancey**  
Art & Design  
Custom Longarm  
Quilting

509.551.3982  
[pansypainter@gmail.com](mailto:pansypainter@gmail.com)  
[handquilter.com/jan-yancey](http://handquilter.com/jan-yancey)

**Candy Crandall • Longarm Quilter**  
Candy's Quilts & Things

509-531-8550  
68403 NSR 225  
Benton City, WA  
[candysquiltsandthings@gmail.com](mailto:candysquiltsandthings@gmail.com)

## BLACK and WHITE Challenge Reminder

Tap into your creativity with shape and quilting patterns. Next year's challenge quilts will set off the vibrant colors of our show's theme, and be a strong contrasting statement in themselves.

### Here are a few clarifications on the rules:

1. The item must be at least 75% black and white.
2. One additional color is allowed, including gray.
3. Any shape, any fabric, any embellishment is allowed, but all must follow the theme.
4. Maximum circumference of 160 inches.
5. Prints can be used but must "read" as either black, white, or your chosen color.

### Clarification on choosing your color, if you desire to use one:

If we think of the color wheel as 12 hues (red, orange, yellow, chartreuse, green, spring green, cyan, azure, blue, violet, magenta and rose), and everything else as a tint or shade of one of those, then you can incorporate tints and shades as long as the parent hue is recognizable, and only one parent hue is used.

The Sewciety Girls can't wait to see our collective imagination in black and white. We hope you enjoy it!




## Snuggle up in a snowflake lately?

There is something so especially fun and satisfying snuggling up in something icy, and you might be looking for a good design to do just that on your next quilt.

If you're the kind of person who likes to make up a design of your own, try finding inspiration in one of the more than 5,000 snow crystal photographs by

Wilson Bentley. "Snowflake Bentley" was born February 9, 1865 in the town of Jericho, Vermont. He attracted worldwide attention with his pioneering work in the area of photomicrography, most notably his extensive work with snowflakes. On January 15, 1885 he became the first person to photograph a single snow crystal. Eventually his painstaking work with these "photomicrographs" was acknowledged by universities all over the world and his writings on the subject were published in many respected scientific journals and magazines. In November of 1931, his book *Snow Crystals* was published and is still in print today (image and information from [snowflakebentley.com](http://snowflakebentley.com)).

If you don't feel like creating a pattern of your own, maybe try this one (at right) created by [Cheryl Arkinson](#) from a pattern by [Nicole Daksiewicz](#), *Modern Handcraft*. The pattern (\$12) is beginner friendly. Do you already have a snowflake quilt to share? Send a photo (by Mar 15) to Carol at [oc.carol@gmail.com](mailto:oc.carol@gmail.com) and maybe we can put together a little newsletter snowflake gallery where no two are alike.



We're looking for Advertisers and Sponsors, can you help? Please print and share. Thank you!



Tri City Quilters' Guild • 40th Annual Quilt Show March 25-26, 2022  
Three Rivers Convention Center, Kennewick, WA

## Application to Advertise in 2022 Show Program

The show program will be provided to our 1,800 show attendees. Your advertisement will reach those individuals who love art, quilting, and needlework and who live and work in your community, as well as out of town visitors. Show program advertisements are a cost-effective way to share your business capabilities with patrons of fabric arts and their families. The program is 5.5" x 8.5" with over 40 pages, and saddle stitched with a full color keepsake cover featuring the work of our nationally featured artist and elected guild member featured artist. Past experience has shown that including a coupon in your ad can encourage attendees to save and use their booklets well after the show is over.

|               |       |       |
|---------------|-------|-------|
| Business Name |       |       |
| Contact Name  |       | Phone |
| Street        | Email |       |
| City          | State | ZIP   |
| Website       |       |       |

| Description  | Price | Notes        |
|--|-------|--------------|
| Full-page Color 4.5" x 7.5" outside back cover       | \$225 | <i>taken</i> |
| Full-page Color 4.5" x 7.5" inside back cover        | \$200 |              |
| Full-page BW 4.5" x 7.5" within the program booklet  | \$150 |              |
| Half-page BW 4.5" x 3.75" within the program booklet | \$85  |              |
| Quarter-page BW 4.5" x 2" within the program booklet | \$50  |              |

Total Enclosed (checks only please) \_\_\_\_\_

### IMPORTANT INFORMATION

- To ensure the best quality, please submit your logo, desired content, or completed ad electronically to oc.carol@gmail.com. If mailing ad content, please send flat and do not fold to Carol O'Callaghan, 9903 Coronado Dr, Pasco WA 99301. If desired, a display ad can be created for you at no cost (contact Carol 509-289-9065). Checks should be mailed to the treasurer, however, see below.
- Electronic ad copy may be sent electronically; however your ad cannot be included unless payment is received by Feb 10, 2020.
- Tri-City Quilters' Guild will handle requests for advertising on a first-come-first-served basis and will not be responsible for misdirected entries.
- Questions? Contact Carol O'Callaghan at oc.carol@gmail.com or 509-289-9065.

Advertising submission/payment deadline — JAN 15, 2022

Checks payable to and mailed to the Treasurer at:

TCQG  
PO Box 215  
Richland, WA 99352

*Thank you!*





### Membership Application/Renewal Form

Membership Year: January 1 –December 31  
New Members \$20 all year • Renewals \$20 (\$25 after Dec 31)

|  |  |                             |     |
|--|--|-----------------------------|-----|
| Name   |  | Birthday (Month & Day only) |     |
| Street Address   |  |                             |     |
| City   |  | State                       | Zip |
| Phone  |  | Email (Guild Use Only)      |     |
| Snowbird Address:<br>Start and End Dates:  |  |                             |     |
| <input type="checkbox"/> New Member <input type="checkbox"/> Membership Renewal<br>Electronic Newsletter ( Y / N ) (By selecting yes, you save the Guild on printing and postage costs – thank you!) |  |                             |     |
| Signature  |  | Date                        |     |

Dues are payable to TCQG. Please mail this form along with payment\* to  
TCQG, c/o Treasurer, PO Box 215, Richland WA 99352

The Tri-City Quilters’ Guild is a nonprofit organization for educational purposes within the meaning of Section 501c(3) of the Internal Revenue Code. Members are encouraged to serve actively on at least one committee each year and to participate in the annual quilt raffle and quilt show. Below, please check any activity in which you are willing to participate.

As a member, I would like to:

- \_\_\_ 1. Help in any way I can. Please let me know what is needed.
- \_\_\_ 2. Chair or co-chair a TCQG committee. (Examples: raffle quilt, workshops, retreat, publicity, membership, quilt show, etc.)
- \_\_\_ 3. Chair or co-chair a Quilt Show committee. (Examples: door prizes, Hoffman Challenge, Merchant Mall, “Round To-It Room,” set-up, take-down, etc.)
- \_\_\_ 4. Work during the quilt show.
- \_\_\_ 5. Sell raffle quilt tickets.
- \_\_\_ 6. Serve as TCQG officer.
- \_\_\_ 7. Teach a half-day or full-day class (please specify) \_\_\_\_\_
- \_\_\_ 8. Give a program at a TCQG meeting (please specify) \_\_\_\_\_
- \_\_\_ 9. Other (please specify) \_\_\_\_\_

**FOR GUILD USE ONLY**

Dues Received \$ \_\_\_\_\_ Receipt # \_\_\_\_\_ Check # \_\_\_\_\_

Received by \_\_\_\_\_

Card Delivered     New Member Packet

11-08-21

*\* Would you like to include a little extra for gift memberships for those less fortunate? Just add it to your dues. — Thank you!*



the magic of color

Tri-City Quilters' Guild 

2022 QUILT SHOW REGISTRATION FORM

(For an interactive computer form visit tcquilters.org)

Last Name: \_\_\_\_\_ First Name: \_\_\_\_\_
Address: \_\_\_\_\_ City: \_\_\_\_\_ State: \_\_\_\_\_ Zip: \_\_\_\_\_
Phone: \_\_\_\_\_ Email: \_\_\_\_\_ Current TCQG Member? [ ] Yes [ ] No

TCQG members limited to 5 items per member plus unlimited Collection/Collaboration, Challenge or Workshop items. Non-members limited to 3 items. Please submit a separate registration form for each item in order of preference, due to space considerations.

Item Title: \_\_\_\_\_
Pattern: \_\_\_\_\_ Designer: \_\_\_\_\_
Made By: \_\_\_\_\_ Quilted By: \_\_\_\_\_
Size in Inches: Width: \_\_\_\_\_ Length: \_\_\_\_\_

Category (Select One):

- [ ] 2022 Theme Category: "The Magic of Color" [ ] Bed Quilt [ ] Wall Quilt
[ ] 2020 Theme Category "Focus on the Stars" [ ] TCQG Workshop Project
[ ] 40th Ruby Anniversary (red and white) [ ] Collection / Collaboration (enter group name below):
[ ] TCQG Challenge (black and white) [ ] Other (describe below):

Techniques (Select all that apply):

- [ ] Hand Applique [ ] Machine Applique [ ] Fusible Applique
[ ] Hand Pieced [ ] Paper Pieced (English) [ ] Paper Pieced (Foundation)
[ ] Hand Quilted [ ] Machine Quilted (Domestic) [ ] Machine Quilted (Long Arm)
[ ] Hand Embellished/Embroidered [ ] Machine Embellished/Embroidered [ ] Hand Painted (dye or fabric paint)

Item for Sale? [ ] Price: \$ \_\_\_\_\_ Contact Phone: \_\_\_\_\_

• Display Information: Briefly (in 400 characters) tell the story of this entry: its origin/history, your inspiration, decisions about pattern, color, fabric, other fun facts (feel free to use back or attach).

- Special Handling: Please provide instructions and/or the appropriate display prop for framed or fragile items: label props with your name and list them on the Drop-Off/Pick Up Identification forms.
• Deadline for Online Entries: Feb 18 — Submit through our web site at tcquilters.org.
• Deadline for Snail Mail Entries: Feb 15 — Mail to Nancy Graves 1019 Lethbridge Ave, Richland WA 99532
• TCQG reserves the right to edit each entry for grammar, punctuation, and reduction of wording to fit available space. Submission of this item implies permission for photography.

Questions? Send an email to nancyjg@charter.net or phone 509-628-8986.




# TCQG UFO CHALLENGE 2022

Submit your completed form to Carol Capelle

email: dcapelle@mac.com (or)

mail: 1995 Penny Royal Ave, Richland WA 99352



 Remember to keep a copy for yourself!

NAME: \_\_\_\_\_

Project January Name/Explanation \_\_\_\_\_

What Needs to be Done \_\_\_\_\_

Project February Name/Explanation \_\_\_\_\_

What Needs to be Done \_\_\_\_\_

Project March Name/Explanation \_\_\_\_\_

What Needs to be Done \_\_\_\_\_

Project April Name/Explanation \_\_\_\_\_

What Needs to be Done \_\_\_\_\_

Project May Name/Explanation \_\_\_\_\_

What Needs to be Done \_\_\_\_\_

Project June Name/Explanation \_\_\_\_\_

What Needs to be Done \_\_\_\_\_

Project July Name/Explanation \_\_\_\_\_

What Needs to be Done \_\_\_\_\_

Project August Name/Explanation \_\_\_\_\_

What Needs to be Done \_\_\_\_\_

Project September Name/Explanation \_\_\_\_\_

What Needs to be Done \_\_\_\_\_

Project October Name/Explanation \_\_\_\_\_

What Needs to be Done \_\_\_\_\_

Project November Name/Explanation \_\_\_\_\_

What Needs to be Done \_\_\_\_\_

PO Box 215, Dept. QP

Richland, WA 99352

*Return Service Requested*



You can now register your quilts for the Magic of Color Quilt Show 2022! See page 4.

## JANUARY

### **Second Monday Board Meeting 1/10**

6:30 pm

White Bluffs Quilt Museum

294 Torbett Street, Richland

(All members are welcome.)

### **Third Monday AM Meeting 1/17**

10 am Social Time & Refreshments

10:30 am Meeting & Program

Hillspring Church 1153 Gage Blvd, Richland

### **Third Monday PM Meeting 1/17**

6:30 pm Social Time & Refreshments

7 pm Meeting & Program

Hillspring Church 1153 Gage Blvd, Richland

## FEBRUARY

### **Second Monday Board Meeting 2/14**

6:30 pm

White Bluffs Quilt Museum

294 Torbett Street, Richland

(All members are welcome.)

### **Third Monday AM Meeting 2/21**

10 am Social Time & Refreshments

10:30 am Meeting & Program

Hillspring Church 1153 Gage Blvd, Richland

### **Third Monday PM Meeting 2/21**

6:30 pm Social Time & Refreshments

7 pm Meeting & Program

Hillspring Church 1153 Gage Blvd, Richland

Don't forget to renew  
your membership!  
You can do it right [here](#).

