


Quilters' Press

Official Publication of the Tri-City Quilters' Guild

P.O. Box 215 • Richland, WA 99352



Vol 41 No. 4

July - August 2021

www. tcquilters.org

■ Classes to "Dye" for

The back patio and yardage are prepped, rubber bands and "texture"

gadgets are gathered, dyes are standing by, and Jo Matthias is excited to welcome back students to her color playground.

Jo's DyePot Studio opens for summer business

If your imagination is eager for a place to run, sign up for coaching from Jo, an expert colorist, and create your own fabric designs — but sign up quickly! Jo's expertise is in high demand.

REGISTER for one of the following classes (or book a special session with your group) at her business email jodyepotstudio2017@gmail.com. A portion of Jo's proceeds will be donated to White Bluffs Quilt Museum.

- **"3 for 24"** July 16 (Fri) 9 to 2 \$90/\$80 (members)

Jo will prep 6 yds of fabric and red, yellow, and blue dyes for you to make a rainbow. Discounted rate for Guild or Museum members.

- **"Ice Dyeing"** July 30 (Fri) 9 to 2 \$90/\$80 (members)

Jo provides 6 yds of PFD; you may also bring your own T-shirts or other items.

- **"Indigo"** July 23 (Fri) 9 to 2 OR August 13 (Fri) 9 to 2 \$90/\$80 (members)

Start with 6 yds of PFD; bring your own T-shirts or other items. Jo's got string, nuts, bolts, and other doodads for making patterns.

Guild story turns the page as Covid episode (at last) reaches conclusion

I've been thinking about the elements of STORY ... (because I bit on Deb Snider's challenge to create a quilt that tells a story and because she tapped me to co-teach the final workshop in her series). As we learned in her session on Fearless Creativity, synthesis happens; so the STORY stuff has seeped into my thinking about the Guild and its future.

For the past 15 months, I have felt like an omniscient/observer narrator: the lockdown locked me away from many friends and informal conversations. The pandemic caused a plot complication for the whole world! In our little corner, we had characters like Carol O'Callaghan, Cyndy Underwood, Dianne Cramer, Nancy Graves, Geneva Carroll, Mark Palmer, and Jan Yancey helping us cope with special cooped-up/quarantine issues of the newsletter, with community service activities, Facebook and website postings, quilt show reminders, and general humorous inspiration.

Now that Covid precautions are winding down, I feel like we have reached a sort of denouement.

But many members of your leadership team are asking for relief. I have held the presidency for 3 years. Nancy Green has served 4 years as secretary. Trista Self has served 2 years as treasurer. Jo Matthias has served 4 years as education chair. Ardith Eakin has tracked membership for 4 years. Geneva Carroll has gracefully soldiered on as quilt show co-chair for 2020, then chair for 2021, and now chair for 2022.

It's time for a new narrative arc. Next year's officers will have an easy time capitalizing on our pent-up yearning for in-person quilty conversations and activities. Turning over the post-pandemic page will be fun and fulfilling — and the Guild story will go on for another 40 years.

~ Laurel

President's Message



Laurel Sutton
2021 Guild
President

WB reopens with strong commitment to education

With the help of a CARES grant, White Bluffs Quilt Museum survived the pandemic with enough mental energy to contemplate improvements in its operation. Changes are rolling out gradually, but the early results are impressive.

"Birds, Bees, Butterflies, and Bugs," the current exhibit, curated by Laurel Grove, will hang until Saturday, Aug 28. Items from the collection and borrowed from Museum members and friends illustrate a gamut of patterns and techniques.

And finally — classes are back! Cheryl Garrison taught hand- and machine-applique techniques in June. See the gray box for what's upcoming!



- **"Butterflies and Moths"** Jul 14 (Weds) 9 to ? — Laurel Sutton
- **"Brainstorming Our Stories"** Jul 17 (Sat) 2:30 to 4 — Deb Snider and Laurel Sutton
- **"Beach Birds"** Jul 21 (Weds) 9 to ? — Jo Matthias

Register and pay in person at White Bluffs on Fridays or Saturdays, 10-4.

Inside this issue

President's Message	1
Jo's Dye Classes	1
White Bluffs Slate of Workshops	1
Briefs	2
Library News	3
Elections Upcoming (Call for Help)	3
Reckoning with your Closet UFOs	4
Birthdays	5
Quilt Show	5
Show & Tell	6
Fall Quilt Fest Announced	8
Community News	8
Classifieds, Advertising Info	10
Postcard Project Update	11
Black & White/Red & White Refreshers	11
Call for Story Quilts	13
Meeting News	16



ZIP ZIP HURRAY! — A standing ovation of appreciation for the talent and generosity of June Hanson, who was willing to provide at wholesale a pile of beautiful little zipper pouches she made (all lined! all different! all adorable!) to the Franklin County Historical Museum, which will sell them in its gift shop this summer. The Museum is upgrading gift stock with local artwork and craftsmanship. Come take a look! 305 N 4th Pasco Thurs-Sat. #shamelessplug - ed


Corrections, ideas to oc.carol@gmail.com.

BRIEFS

■ Quilt Show Meeting Set

Saturday, Sept 18 at 2:30 is the first organized meeting for Quilt Show 2022. If you have a job or want one, please come! The meeting is at White Bluffs.

■ Upcoming Workshops



Save the Dates for these Great Workshops:

- Michigan quilt educator Nancy Roelfsema is coming in October! Nancy is the host of the YouTube channel, On Point

www.onpoint-tv.com where she has hundreds of great tutorials. She is the author of several books, including *Learn to Quilt*, and *Tranquil Stars*.

Monday, October 18: Cathedral Windows — Learn how to make this gorgeous traditional quilt block which uses folding and stitching to create stunning three-dimensional "window" designs.

Tuesday, October 19: Mixed Media Market Bag — Turn a plain canvas tote into a unique bag using stencils, mono printing, foiling, fabric sprays and other fun techniques.

Stay tuned for more information on these and other upcoming workshops.

■ "Crazy" Invitation

The Sew Crazy friendship group is looking to add two new members. We meet the 2nd & 4th Tuesdays of each month, from 11 am until we get tired (usually about 4 pm), in each other's home on a rotational basis.

With 6 members, we host about once a quarter (motivates me to clean house at least 4 times a year—LOL). If anyone is interested to know more or to give us a trial run, they can contact me. nancysneedles@charter.net or 509-420-9266. — Nancy Green

■ Quilts About Town

A third venue has joined in to display our quilts about town, in which local businesses display our quilts for sale. These business showplaces are brainchild of Mark Palmer, who would like to thank "My Hearing Center" (660 Swift Blvd, Suite B, Richland) for allowing a quilt display in their lobby.

"The staff there has told me on many occasions how often their clients comment on the quilts," he said, adding "a big thank you to Tom Brun, Karen Brun's husband, who built the display ladder." Each quilt has a tag showing support from TCQG and White Bluffs, updated with their new logo.



■ Fall Retreat Announced

Our next retreat is scheduled for Tues-Sun, Sept 21-26 (\$415) or Weds-Sun (\$350). Seven meals are included, and there is a refrigerator for your convenience. Due to lingering Covid restrictions, attendance is limited and on a first come basis. Contact Ginny Coffman at ginnycoff@gmail.com to reserve a spot. The date and time of your reservation will be documented.

WHO DO I CONTACT?

Communications	Dianne Cramer
Website	Nancy Graves
Facebook	Dianne Cramer
Facebook	Ginny Hildreth
Newsletter	Carol O'Callaghan
Community Service	Cyndy Underwood
Education	Jo Matthias
Workshops	Cheryl Garrison
Library AM	Sharon Clement
Library PM	Jo Matthias
Quilt Show	Geneva Carroll
Show Co-Chair	NEEDED
Member Services	Ardith Eakin
Retreats	Ginny Coffman
Friendship Groups	Carol Capelle
Sunshine	Sandy Moroney

Tri-City Quilters' Guild

EXECUTIVE BOARD

OFFICERS

Each officer has 1 vote;
President only votes to break a tie

President	Laurel Sutton
Treasurer	Trista Self
VP AM	NEEDED
VP PM	Louise Peterson
Guild Secretary	Nancy Green

WWW.TCQUILTERS.ORG

facebook.com/tcquilters.org
 TCQG Members-Only Group

"COMMAND" PERFORMANCE

In the second of three art lectures, 'Drill Sergeant' Deb Snider held a highly entertaining B.O.O.T. Camp (Bring Out Our Talent) to a rapt and appreciative audience at White Bluffs June 19. The Detroit native (by way of Michigan, Florida, Colorado, Oregon, and Utah) recently made her home in the Tri-Cities and is lending a lifetime of teaching, curating, and creating fine art to our guild and museum ranks. Deb will co-teach with Laurel Sutton a class on creating your artist statement Saturday, July 17 (see pg 1). Learn more about Deb and see some of her incredible, intricate work at debsniderart.com.



If it involves books and pajamas, count me in


Cheryl Garrison has assumed responsibility for the recent collaboration between Tri-City Quilters' Guild and White Bluffs Quilt Museum to combine libraries. The joint venture she says, has created "a really great collection," adding that special thanks go to Joan Pedersen and the Guild librarians Sharon Clement and Jo Matthias most recently "for

LIBRARY NEWS

their hard work organizing and updating their libraries."

Drawing on expertise accumulated as a career librarian in Grand Rapids, Michigan, she is categorizing the quilt books into subject areas so it's easier to find the type we're looking for. Cheryl invites all members to stop by White Bluffs on Fridays or Saturdays between 10 and 4 to check out the library and sign out a book. You can keep books for a month, and there are no overdue fees.

NEW BOOKS



• **One Block Wonder Panel Quilts** by Maxine Rosenthal — Learn endless ways to turn preprinted fabric panels into fabulous blocks. Learn how to arrange One-Block

Wonder hexagons around a panel, how to blend hexagon colors into the panel, and how to sew it all together,

• **The Ultimate Quilt Finishing Guide** by Harriet Hargrave —



Master quilt borders, backing, and bindings. Go from ordinary to extraordinary with over 100 different border options to give your quilt pizzazz and explore numerous ways on how to bind a quilt.

• **On a Roll Again** by Melissa Alexander — From the Moda All Stars, a clever assortment of 14 quilts that begin with 2-1/2" strips.



Officer elections, open Board positions, support role vacancies loom

It's not too early to step up and volunteer to help guide the guild into its post pandemic phase. Jo Matthias and Laurel Sutton will be grateful for support. Tradition dictates that members of the nominating committee cannot run for office.

These elected positions will vacate at the end of 2021:

- President • Secretary
- Treasurer • AM Vice President

In addition, the heads of these Board positions will step down:

- Education • Communication
- Quilt Show

And subordinate slots (need not attend Board meetings) will open in **Programs, Workshops, Membership, Facebook admin**. Resignations will leave the Board with 3 members, and it takes 6 to form a quorum. We don't want to be in that position.

Your help is needed. Contact Laurel for info: 509-420-4322 coversincolors@yahoo.com.

Nothing like a closet avalanche to induce a UFO spree and a little self-evaluation

BY JAN YANCEY
GUILD MEMBER

I was reaching for my batting covered project boards on the top shelf of my closet the other day. They're underneath a big tub of miscellaneous sewing supplies and notions that I throw things into periodically. In the process of pulling

"There were 27 complete projects of one kind or another sitting in my closet 'ripening' and waiting for their day in the sun...literally...."

down the boards, that box and everything in it came tumbling down. Spools of thread, buttons and zippers, cards of satin binding, velcro and ric rack all falling into the boxes and tubs below. What a mess!

I just couldn't ignore it so I spent the afternoon picking up, cleaning and re-organizing. As long as I had things torn up I figured I'd write down every project I have and make a checklist to work from so I know what I have. I'd make a list of all the UFO's that just need a bit of attention to finish along with collections of fabric with a pattern I purchased who knows when. And then there were the kits and BOM collections still in their mailing envelopes just waiting for their time to come out into the sun. This, of course, does not even begin to address my tubs of random fabrics sorted by colors and divided into tubs OR my scrap tub that's just bursting with good sized pieces crying out to be made into a scrappy quilt – or three! Oh my goodness! I was shocked when I looked at this enormous list of projects! There were 27 complete projects of one kind or another sitting in my closet "ripening" and waiting for their day in the sun (literally! Some of them haven't seen sunlight for 15 years!) Sigh I don't know if I have enough time in my life left to do all of them! "Am I a hoarder?" I asked the dog. (But he knows when to keep his mouth shut.) I firmly resolved not to buy any more projects or fabric and at least try and work through some of these beautiful quilts I was so excited about when I bought all their parts

and pieces way back when.

But, but, but I love fabric! I love the look of bolts and bolts sitting on the racks next to all their little friends showing me how beautiful they can play together. I love the feel of them, their mesmerizing smooth textures practically waving at me to come over and caress them. I love color, eye candy that is so satisfying to my brain. I love matching them up and trying new combinations out of my comfort zone just because something unusual is next to it. And then before I can

even protest they literally jump into my basket, slyly cajoling and convincing me into taking them home! Why those sneaky devils! I don't really have a project in mind for them but they really, really want to come home with me, poor little homeless babies. "Alright then" I say to those beautiful little darlings. "I know you will be needed for SOMETHING, SOMEDAY, SOMEWHERE!" And here I am. Looking at 27 projects and counting. Oh the curse of having a creative brain. It's a burden sometimes.


Well back to reality. It's that time of year when "spring cleaning" slaps you in the face and says "Girl!! It's time to do something about this mess!" And just about the time you're groaning and rolling your eyes with the thought of cleaning, it slaps you on the other cheek and says "do you honestly think there's any way you can actually get all these projects done in your lifetime?" "Humph!" I cavalierly say! I'm not quite ready to be put out to pasture just yet! I still have a couple million stitches at my

sewing machine left in me. But the gauntlet has been thrown down. The challenge made. I need a plan. My list is real. And it seems to have a voice that causes me to feel guilty too! So I firmly vow to work through my list of projects and get them done. I can and will do this. And suddenly I'm looking forward to falling in love all over again with that collection of fabrics, of bringing them out of the closet and into the sunlight, of realizing again just how beautiful they still are and the creative juices start to flow. I do love a challenge!

But first I need to run to the fabric store and get a few more pastels to go with that applique project I'm right in the middle of. What can I say? I'm a work in progress too.

HELLO, MY NAME IS ALICE, AND I HAVEN'T BOUGHT FABRIC FOR SIX DAYS..





Happy Birthday


TO YOU

JULY

- Aicha Bourouh
- Sharon Clement
- Sue Cornell
- Teri Crain
- Janelle Domarotsky
- Laurie Gerber
- Teresa Goodnight
- Jan Greenwell
- Deborah Landon
- Beverly Lien
- Karen Michaels
- LuElla Morrison
- Dana Pearson
- Donna Tulberg
- Jan Yancy

AUGUST

- Megan Schofield
- Michele Boston
- Karen Brun
- Dianne Cramer
- Patricia Evans
- Nancy Graves
- Judy Kees
- Dee Liegey
- Lois Pedersen
- Linda Porter
- Nan Seidel
- Jean Zoet



Author, quilter Karla Alexander to join Magic of Color's artist lineup

BY GENEVA CARROLL
Quilt Show Chair

Hello my fellow quilters and sewists, I hope you are enjoying the warmer weather!

The 2022 quilt show will be held at the Three Rivers Convention Center March 25-26, 2022, with set up on March 24. Due to a scheduling conflict, Christa Watson had to cancel her involvement — but not to worry — we have arranged to have Karla Alexander to be our Guest Featured Artist. Karla Alexander is the author of *Stack the Deck! Crazy Quilts in 4 Easy Steps!*, *Stack a New Deck!*, *New Cuts for New Quilts*, *Baby Wraps!* *Color Shuffle*, *Stack The Deck - Revisited* and her newest book, *Dynamic Quilts with Easy Curves*. In addition to her books,




A mini version of the quilt "Bent out of Square" by Karla Alexander.

she has released her own line of patterns under the name Saginaw Street Quilt Company and Specialty Rulers from Creative Grids. Karla creates colorful, modern quilts which will fit in perfectly with our quilt show theme. Check out her website www.saginawstreetquilts.com to sample a taste of her work. Wow!

I am so pleased that we will be honoring our own Dana Pearson as our Member Featured Artist. Dana is an amazing quilt maker utilizing wonderful

modern quilt patterns as well as out of this world long arm quilting.

Saturday, Sept 18 at 2:30 is the first organized meeting for Quilt Show 2022. If you have a job or want one, please come! The meeting is at White Bluffs. I will be



Member Artist Dana Pearson did the custom quilting for this collaborative project from the Make it Modern group.

sending out an email to anyone interested in attending. Please drop me a quick email genevacarroll@yahoo.com to let me know what you would like to volunteer for, your best method of contact, and any other questions about the quilt show. If you don't know what you would like to volunteer for email me anyway! It's so much more fun when we all get together to brainstorm. We are still looking for a co-chair for the quilt show. I know you are out there somewhere!

Thank you for hanging in there with us during the pandemic. I know that the Tri-Cities Quilters' Guild members will put on a 2022 show like no other. It will be wonderful to tell the quilt world: "We're Back!"





Show & Tell

Dianne Cramer & Nancy Green



Dianne (left) and Nancy peer over the top of their "Two-Fer" quilts at the May "mini meet-up" meeting at White Bluffs. -- The duo took the opportunity to make fat quarter two-fers for community service.

Jean Keaveney



At our Guild Meeting in the park, Jean shared stories and souvenir scarf and beads she picked up on her epic around-the-country vacation this year.

Ethel Ferger



Ethel calls this "Light in the Window."




Joan Lund

Joan Lund recently completed her very pretty Butterfly Table Runner (above), and was drawn as the first quarter winner for our continuing UFO challenge! At left, Joan is flanked by two quilts she is currently loaning to White Bluffs "Birds, Bees, Butterflies, Bugs" exhibit this summer. Come take a look! (Fridays and Saturdays 10-4).

Linda Glaman



The table runner (above) is made of triangles cut from a large border print. I machine quilted it with metallic thread following the fabric print (red on the poinsettia, silver on the holly) and sewed metallic beads on the holly berries and poinsettia centers. Stonehenge (below left) is a one block wonder, still needs a back and quilting. "Dance" is a one block wonder with applique. This was for our niece who majored in musical theater. Her dance style is tap and she also does wigs and consume design.



Shirley Lacey



Shirley (center) with un-square/unflat sale scraps, quilted into submission by Nancy Green.

Dee Leigey



Above: used up some of the fabric from Sandy's donation. Below: a sudoku quilt.



Dianne Cramer



More on page 9

Kennewick's Discount Vac & Sew initiates autumn outdoor quilt fest

Historic Downtown Kennewick's 2020 Business of the Year, helmed by Guild member and philanthropist Ginny Hildreth, has a plan to re-invigorate the quilting community after 15 months of enforced isolation. Ultimately — she aims to create an annual event in the image of the Sisters, Oregon outdoor show.

S.E.W. Inspired Quilt Festival will occupy Keewaydin Park (204 W Keewaydin Dr, Kennewick) on Saturday, Sept 25. Food trucks and local vendors are being recruited, and quilts will be solicited for exhibit.

The park is an outdoor venue, so small quilts will be hung on the hurricane fence, and larger quilts will be exhibited on wooden frames or hung in the pavilion. Volunteers will patrol the displays continuously because the park has uncontrolled access.

The Guild will take a booth for the raffle quilt and other public relations. Anything else we want to plan for and execute (a make-and-take activity of some sort?) can also be accommodated. Vendors will be charged only \$20, but will have to provide their own shelter and power if needed. Longarm businesses might consider an appearance, either alone or possibly as a consortium.



GINNY HILDRETH

Plans are still fluid. Contact Laurel Sutton coversincolors@yahoo.com or Ginny Hildreth vacandsew119@aol.com if you get a brainwave.

On Another Note: DVS anticipates a great need for Santa bags this year. If you want to sew quilts, keep them small: 50 x 50 max or 40 x 60 (feel free to use one of the Guild community service patterns) – and sandwich with thin bat; they have to be rolled up really small.

Community Quilts adds a few new local partners

Quilt donations have been off the charts in the first half of 2021 — 229 so far! — so much so that we've added a few new agencies to supply. Though we'll continue to supply our established contacts, here are our new partners:

- **Elijah Family Homes** fosters hope, dignity and self sufficiency through stable housing and support services for families seeking recovery. Families are below 50% of the poverty level and may be living long-term with children in homeless and transient/temporary housing situations.

- **My Friends' Place** is a resource for homeless 13- to 17-year-olds, providing beds, meals, clothing, showers, laundry facilities, hygiene products, and individualized case management services. It also offers drop-in services to all youth in crisis in the community.

- **Tri-Cities Diaper Bank** helps ensure disadvantaged families have an adequate supply of diapers for their children. The Bank recognizes that diapers are "basic human needs" like food and shelter, and that these needs are often not being met for children living in poverty.

- **Search and Rescue Ministries**, a men's halfway house for recent prison inmates needing a place to stay. Quilts will stay on the beds when their occupants are able to move on. The house has 18 single beds 2 double and 2 queen. "The consensus at the June meeting was that we should [cover] all of the beds," says Cyndy Underwood, Community Chair, "When I talked with the gentleman in charge, I said we will do our best to get quilts for all the beds but that it may take a while."

Every quilt donated affects a life and creates a special story, and one of these came in a thank you note via Hospice recently. It said:

Thank you so much for the beautiful quilt I received from you and Hospice on my 93rd birthday. A coronavirus outbreak in my building prevented my family from being able to celebrate it with me, and your kindness as well as that from my caregivers helped me to have a very enjoyable day.

Everyone who sees this quilt is impressed. It's beautiful and very much appreciated. — Pat

Branch crash spares scrap quilt

FROM MARK PALMER

Some of you may remember (B.C., before Covid) a quilt I entered in our last quilt show. It was a scrap quilt where I labelled the provenance of various pieces of fabric in the quilt. A friend in Coeur d'Alene wanted a queen size scrap so she got the one with all the labels and loved it. That was before the January wind storm that struck north Idaho and Spokane (and to us a lesser extent). As you can see in the photo, a tree branch crashed through the ceiling while she was sleeping and onto the scrap quilt. If you look close, you can still see the labels! I was sure I was going to have to make another label that said something like "Tree Crashed Through Here" but by a miracle the quilt survived without a scratch. I dare anyone to top that story!



Mark Palmer



I can now teach a class on both the right way to do a necktie strip quilt and the wrong way. A friend asked me to do a necktie quilt (my first) and it has been a real experience. When I sewed the ties together end-to-end it stretched out to 120 feet! After the “wrong way” mess I ended up cutting strips, then seam-ripping every seam and sewing the entire quilt back together. I used a quilter’s chalk line to get straight sides and that worked great. It has taken a month of work off and on to finish the top but now I am ready to quilt!!!! I think we need a new TLA (Three Letter Acronym) for quilts I wished I had never started.



Mark: I’ve always wanted to do a quilt from *50 Fabulous Paper-Pieced Stars* by Carol Doak. I finally did it, thanks to being quarantined. I call it a Covid Quarantine quilt, so it’s a USO not a UFO. The small pineapple cornerstones are the result of a class at WBQM taught by Ginny Coffman. (To Carol Capelle: This is a quilt I’ve always wanted to do so not a UFO. I call them Covid quilts, quilts you can do since you are stuck at home anyway sewing away)

Aicha Borough



Aicha with her Laura Heine cactus.

Jodi Hassel



"Jodi pieced and quilted a wedding present, I think" [— UFO Captain Carol Capelle].

More on page 12

FREE TO A GOOD HOME!

Adjustable Sewing Machine Cabinet with Storage Cart



- Adjustable height shelf for sewing machine
 - Plastic insert cut for a Pfaff Performance 2056 or other machine with same footprint (plastic insert can be re-cut for a different machine footprint)
 - Closed cabinet: 23.75" wide x 19.75" deep x 30.75 high
 - Open cabinet: 47" wide
 - Storage cart 13.75" wide x 16.75" deep x 23.75" high
 - Opening for insert: 18.75" wide x 11" deep
 - Plastic insert with lip: 19.25" wide x 11.5" deep
 - There is also an extender shelf (not shown in picture)
 - Both cabinet and cart are on wheels with locks
- I acquired a new machine that does not fit in this cabinet.

Info: Deb Snider 509.396.7282 debsniderart@gmail.com

Project Linus News Join

Project Linus Quilters as they hold an open workshop Sat, July 3 at the Quinault Baptist Church 10-2. Bring a lunch:



FOR SALE

Brother
Innov-is 6000D
Quattro
Embroidery/Sewing
Machine
Includes Hoops and
Carrying Cases
• \$3,650 •
Call Louise
360-801-0611

LOCAL SHOPS

CRAFT WAREHOUSE
7411 W Canal Drive, Kennewick
509-783-9663

509-544-7888
www.janeansbernina.com

DISCOUNT VAC AND SEW & FABRICS
119 W 1st Ave, Kennewick
509-586-1680
discountvacandsewwa.com
Ask about discount to TCQG members reg. priced fabric.

QUILTMANIA
1442 Jadwin Ave, Richland
509-946-7467 (PINS)
Email: quiltmania@verizon.net
Ask about discount to TCQG members on fabric & notions.

FABRIC 108
5215 W Clearwater Ave, Suite 105, Kennewick, WA
509-586-0108
Email: fabric108@yahoo.com
www.fabric108.com

SANDY'S FABRICS AND MACHINES
24 N Benton, Kennewick
509-585-4739 (ISEW)

JANEAN'S BERNINA
6303 Burden Blvd in Pasco

THE SEWING BASKET & GIFTS
1108 Wine Country Road, Prosser
509-786-7367
Ask about discount for TCQG members.

Printing & Advertising Information for Quilters' Press

- **Quilter's Press:** published six times/year by the Tri-City Quilters' Guild
- **FOR PAID ADS:** Send payment to Tri-City Quilters' Guild Treasurer at PO Box 215, Richland, WA 99352
- **Subscription:** (6 issues/year) \$10.50 per calendar year, or included in the annual membership dues.
- **Send to Editor (in writing):** your comments, information, articles, announcements. Future events for all quilt groups published free of charge. Editor: Carol O'Callaghan 509-289-9065 oc.carol@gmail.com
- **Advertisements:** TCQG members receive one free personal advertisement (business card size) per year. Business Advertisements: quilt-related shops, fabric shops, and persons who operate a home-based quilt related business. Rates are listed at right. Display ads need not be camera ready.
- **Deadline for Newsletter Input:** 20th of each month.

Quilters' Press Advertising Rates Per Issue

Business Card	\$10 non-members — \$5 for members
Classified	\$1 per line - \$5 minimum (same for members)
Quarter Page	\$20 non members — \$10 for members
Half Page	\$40 non-members — \$20 for members
Full Page	\$80 non-members — \$40 for members
TCQG members may place one free business card size ad per year.	



Postcard Project for 2022:

BY BARBARA MINTON

And for more literary assistance, to paraphrase Robert Burns "The best-laid plans of mice and men often go awry." Last year really proved that right!

Plans, projects, and quilt shows got put on hold or canceled outright. For the 2021 Quilt Show, Geneva agreed to have me supervise a fund-raising project to have guild members make and sell quilted postcards. Naturally, it didn't happen. Not only did I lose my momentum, but I never received any feedback about the postcards. Not surprising, since there have been no meetings where I could talk to guild members.

Planning for the 2022 Quilt Show is starting up and I would like to get some

To Be Or Not To Be

feedback about how guild members feel about making postcards. This is a chance for us to experiment on a small scale with different surface design techniques, such as inks, paints, Shiva sticks, photo printing on fabric, stamping, etc. or even just some crazy quilting. Each postcard can be a mini-Art Quilt.

I am providing a quick refresher on the project. Guild members will make and donate postcards which will be sold for \$5 each at the 2022 Quilt Show. Postcard requirements and limits are:

- 4"x 6" and no thicker than 1/4 inch

- MUST consist of at least 3 layers
- A decorated top layer of fiber such as fabric, silk paper or another textile fiber
- A middle firmer layer such as "fast2fuse," peltex, timtex, or cardboard
- A backing of muslin or light-colored solid fabric that can be written on
- Must have a clean finished edge, like a zigzag or satin stitch, or narrow binding
- Write your name and date on the back of the card in an inconspicuous place with permanent pen.

Please let me know your level of enthusiasm for this project by text 509-392-1684 or email at mintonba@hotmail.com. If there isn't enough interest, it may be necessary to cancel this project.

Candy Crandall • Longarm Quilter
Candy's Quilts & Things



509-531-8550
68403 NSR 225
Benton City, WA
candysquiltsandthings@gmail.com

Miss Daisy Quilting
Custom free motion and hand-guided longarm quilting services



 Jodi Hassell
(509) 378-2586
missdaisyquilting.com
missdaisyquilting@gmail.com

15% off the quilting of your first quilt.

Jan Yancey

Art & Design
Custom Longarm
Quilting



509.551.3982
pansypainter@gmail.com
handiquilter.com/jan-yancey

BLACK & WHITE Challenge Reminder

Tap into your creativity with shape and quilting patterns. Next year's challenge quilts will set off the vibrant colors of our show's theme, and be a strong contrasting statement in themselves.

Here are a few clarifications on the rules:

1. The item must be at least 75% black and white.
2. One additional color is allowed, including gray.
3. Any shape, any fabric, any embellishment is allowed, but all must follow the theme.
4. Maximum circumference of 160 inches.
5. Prints can be used but must "read" as either black, white, or your chosen color.

Clarification on choosing your color, if you desire to use one:

If we think of the color wheel as 12 hues (red, orange, yellow, chartreuse, green, spring green, cyan, azure, blue, violet, magenta and rose), and everything else as a tint or shade of one of those, then you can incorporate tints and shades as long as the parent hue is recognizable, and only one parent hue is used.


The Sewciety Girls can't wait to see our collective imagination in black and white. We hope you enjoy it!

RED and WHITE

Celebrate the Guild's Ruby Anniversary — 40 Years! — by entering a red and white quilt in the 2022 show. Help create a collection of red-and-white quilts that will shine from the walls of our show next year.

Quilts can be any size, from potholder to king. They can be any color red, and have any proportions of red and white. They can be any technique, and any style. They can be brand new, or a treasured heirloom. They can be made for a loved one, or donated to Community Service.

Please join in the celebration! For more information, contact Karen Michaels: 509-412-1571, karen@pkmichaels.com.



Faye Notch



Faye (above) with her kitchen boa which she suggested for a fundraiser, and (below) with a quilt she made for her mother — good size for wheelchair.



I ran out of room for all the Show & Tell submissions, but we'll aim for next time! Thank you for ALL submissions, they all look fantastic! Email to oc.carol@gmail.com by 8/15/21, though this section of the newsletter may be replaced by in-person-at-meetings-actual Show & Tell — if we're lucky! For help placing your projects on Facebook as well, send to Dianne Cramer at deekwlt@aol.com.

Linda Weir



(Above left) Linda with Elizabeth Hartman penguins (Nancy Green assisting) and at right, with some improv-pieced remnants.



Darlene Smith



Darlene's finished UFO "Lustrous Squares," started many years ago with pattern and fabric by Christine Barnes, our Featured Guest Artist.



Closet Crew Cleans Up

Closet Crew members Judy Urrutia, Teresa Pratt, Sue Muller, Karen Brun, Linda Weir, and Laurel Sutton met recently to prepare the stockpile into a rainbow of fabric for the Stash and Studio Sale June 26. Looking Good! Scraps and other odds and ends were sold by the pound to raise money (over \$300!) for community projects.

Raffle quilt ready
for summer and fall venues!

Our lovely “Serendipity” quilt has been packed away during the pandemic; we need to shake it out and get selling again! Ticket sales are one source of Guild revenue. The first post-covid booking was the Stash & Studio Sale at White Bluffs Saturday, June 26. Nancy Graves and Cyndy Underwood made arrangements and manned cash box. New venues need organizers and sellers. Previous raffle wranglers suggested Antiques in the Park on Saturday, July 24; Historic Downtown Kennewick on Saturday, Sept 4; Badger Mountain Elementary Christmas Bazaar, the Calvary Christmas Bazaar, and Sportsman’s Show in 2022. The Board will welcome other creative approaches, especially if they’re accompanied by follow-through. Contact Laurel if you’ve got brain-power or time to devote 509-420-4322. Thank you!



Today we have a 3 man crew instead of our normal 2. It’s because we’re moving a quilter. The second truck is on its way for her stash.



Thanks Cyndy Underwood for forwarding this.

Quilts with a story to tell sought for gallery show at White Bluffs this fall

White Bluffs Quilt Museum will open its autumn “Story-Tellers” exhibit Labor Day weekend, so display designer Laurel Grove will be soliciting loans and planning the hanging in August.

Broadly, she is looking for pieces “that have an inherent narrative or evocative block names,” she says. She wants to let visitors know about the story represented by your quilt, so please communicate your interesting details when you email her at lkgprs@hal-pc.org. Be careful: that’s a hyphen after hal. August 28 is the registration deadline.

She adds, “It’s always helpful if the quilt has a sleeve, too,” for ease of using the new gallery-style track system.

TCQG UFO CHALLENGE 2021

Submit your completed form to Carol Capelle
email: dcapelle@mac.com (or)
mail: 1995 Penny Royal Ave, Richland WA 99352
(Remember to keep a copy for yourself.)



NAME: _____

Project February Name/Explanation _____

What Needs To Be Done _____

It's not too late to jump aboard the UFO brigade!

Dozens of niggling projects have been checked off to-do lists since we began 18 months ago. Join us and check off some of yours!

Finish your UFOs, send a photo to Carol Capelle (see above), and you might win a quarterly drawing still to come.

These months remain for this year's challenge:

Project June Name/Explanation _____

What Needs To Be Done _____

Project **July** Name/Explanation _____

What Needs To Be Done _____

Project **August** Name/ Explanation _____

What Needs To Be Done _____

Project **September** Name/Explanation _____

What Needs To Be Done _____

Project **October** Name/Explanation _____

What Needs To Be Done _____



Membership Application

Membership Year: January 1 – December 31

Dues: \$20 / Late \$5 fee waived for this year
 ALL memberships & renewals will be \$20 all year.



Name		Birthday (Month and Day Only)	
Street Address			
City		State	Zip
Phone ()		Email (used only to share important Guild information only)	
Snowbird Address: Start and End Dates: _____			
<input type="checkbox"/> New Member <input type="checkbox"/> Membership Renewal Electronic Newsletter (Y/N) By selecting yes this saves on postage cost, thank you!			
Signature: _____		Date: _____	
Dues are payable to: TCQG. Please mail this form with payment to TCQG, c/o Treasurer, PO Box 215 Richland WA 99352			

The Tri-City Quilters' Guild is a nonprofit organization organized for educational purposes within the meaning of Section 501c(3) of the Internal Revenue Code. Members are encouraged to serve actively on at least one committee each year and to participate in the annual quilt raffle and quilt show. Below, please check any activity in which you are willing to participate.

As a member, I would like to ...

- _____ 1. Help in any way I can. Please let me know what is needed.
- _____ 2. Chair or co-chair a TCQG committee. (Examples: raffle quilt, workshops, retreat, publicity, membership, etc.)
- _____ 3. Chair or co-chair a Quilt Show committee (examples: door prizes, Hoffman challenge, merchant mall, etc.)
- _____ 4. Work during the quilt show
- _____ 5. Sell raffle quilt tickets
- _____ 6. Serve as a TCQG officer
- _____ 7. Teach a half- or full-day class (please specify) _____
- _____ 8. Give a program at a TCQG meeting (please specify) _____
- _____ 9. Make phone calls
- _____ 10. Other (please specify) _____

FOR GUILD USE ONLY			
Dues Received \$ _____	Receipt # _____	Check # _____	Received by _____
Card Delivered _____	New Member Packet _____		1/11/16

PO Box 215, Dept. QP

Richland, WA 99352

Return Service Requested



'22 Show Chair
Announces New
Guest Artist—
See pg 5.

*the magic
of color*

IN PERSON BOARD MEETINGS
6:30 pm Second Mondays
at White Bluffs

Meeting at White Bluffs have resumed!
All members are welcome. A good chance
to see if you might like to assume an office
or other role!



GUILD MEETINGS
Third Mondays
(Location not available at press time)

Either drop in to White Bluffs for mini meet ups
between 10-2 or we may be able to reconvene at
Hillsprings for our usual AM and PM meetings.
Check website, Facebook, emails for updates.

GUILD FABRIC CLOSET

Need materials to complete a Guild project?
Check out the Closet! Pick from a rainbow of colors
to create a top; take home a kit*; or finish one with
quilting or binding. Fabric donations are welcome.

229 N Fruitland, Kennewick — 509-586-7335
(Please call ahead: Kathy Kaser-Nichols' office)

Kits Now Available through Laurel:

Arrange pickup: 509-420-4322
or via email coversincolors@gmail.com