

Quilters' Press

Official Publication of the Tri-City Quilters' Guild

P.O. Box 215 • Richland, WA 99352



Vol 43 No. 4

Jul-Aug 2023

www.tcquilters.org

President's Message

Summertime, summertime...

Summer – oh how I love it! My favorite season.

So many great things happening in the next couple of months. The flowers are blooming, the birds singing, and vacation time for some. Cold weather wants us to stay at home, be cozy and sit by the fire, but summer is when we should be outside and drawing inspiration from nature. I see bright red blooms and I instantly think of Kaffe Fassett and his vibrant colored flowers. The blue sky and green grasses make me think of all the beautiful scenic quilts I see others make (not my strong suite). Fourth of July, ice cream cones, barbecues, parades, lemonade, what more could we want? Enjoy the summer and don't forget to sew.



Ardith Eakin

The July meeting should be lots of fun, and have you checked out the current list of classes? The August meeting will be something a little different from our usual topics and I am looking forward to it. There is always something new to learn and do. Happy Summer!

Ardith

Quilt wrangler needed

The Raffle Quilt is in need of a "quilt wrangler(s)". Nancy Graves has been the wrangler for several years and it is time for someone else to take over. This is a position that one person, several friends, or a friendship group could take on. It involves taking the quilt to several activities during the year, setting up, taking down, and recruiting members to work shifts. Please consider doing this as we need YOU! Send Ardith an email if you can help with this vital position.



July meeting brings a potluck and "strip poker"

We will be playing strip poker (with fabric strips!) at the July Guild Meeting, followed by a potluck. Winners at strip poker will have the option of taking their winnings home or donating them to the guild for the 2025 raffle quilt.

Please bring the following to the meeting:

- ◆ Five 2"xWOF strips of fabric* - any combination of
 - White or white-on-white (please no off-white)
 - Bright, saturated solids (or fabric that reads as a solid)
- * if you have 2.5" strips already, they are acceptable
- ◆ A dish to share
 - A salad
 - Unless you have a July birthday or your last name begins with a D - then bring dessert



2024 Raffle Quilt Introduced in June

The 2024 Raffle Quilt is Good Day Sunshine, made by Sew Scattered Stitchers, and quilted by Dana Pearson. Judy Deneen, Michele Boston, Janelle Domarotsky, Tina Foley, Judy Gelhaus, and Katie Harris are the Sew Scattered Stitchers. Tina made a baby quilt similar to the raffle quilt using the same fabrics and it was so stunning Judy D suggested we make a group project. It was so pretty that we decided to offer it for the raffle quilt. The pattern was Tina's own — she thought it up!



Inside this issue

President's Message.....1
 Upcoming Programs 1,2
 2024 Raffle Quilt.....1
 Briefs.....2
 Who Do I Contact2
 Community Service News 2,3
 2024 Quilt Show Challenge3
 "Get Round Tuit" Declutter Challenge...4
 Fall Retreat.....4
 "Cheat Retreat" Photos5
 Upcoming Classes.....5
 White Bluffs News6
 FOR SALE / Classified 7
 How Do I Advertise in the Newsletter ...7
 Local Quilt Shops7
 2025 Raffle Quilt info.....8
 Birthdays.....9
 Machine Quilters' Guild 9
 Upcoming Events.....9
 Bias Tape Stained Glass class signup form . 10
 Rope Bowl class signup form.....11
 Next Meeting Dates.....12
 Project Linus Dates 12

Quilts needed for next exhibit

Bring on the Hawaiian quilts, Seminole piecing, sashiko quilting, African fabrics, quilts with Celtic designs, any of the many kinds of quilting that represent the many cultures that make up our own. The next exhibit at White Bluffs Quilt Museum will be "Ethnic Influences", and we'd like to see your quilts. If you can share a quilt for the exhibit, please contact Laurel Grove at lkgprs@hal-pc.org.

Programs - A look ahead

Jul	Potluck , strip poker, and discussion of the 2025 raffle quilt
Aug	Cheryl Sunderland —Junk Journals
Sep	Vote on Member Featured Artist
Oct	Zulfiqar Ali —antique Kashmir shawls
Nov	TBD
Dec	Annual Business meeting /holiday party

Next 5th Tuesday Sewcial features flat zipper bags -- August 29 --

Want to use up your batting scraps? Want to practice free-motion, walking foot, and/or ruler quilting? Please pre-quilt your pieces and then come to the next Fifth Tuesday Sewcial!

Your Guild community service arm has decided to share our resources and expertise with our friend and patron, Ginny Hildreth: we will meet at White Bluffs Quilt Museum on Tuesday August 29 from 1 to 7 to make flat zipper bags for the toiletries that go in the Santa Bags she donates every Christmas.

Linda Weir, whose prototype is pictured, will coach us in the zipper application. Prepare by pre-quilting a pair of quilted pieces for each bag; they can measure 8-12 inches wide by 8-12 inches long. Because she finds it difficult to free-motion near edges, Linda suggests quilting a larger piece, then cutting it down. You might also cut into old practice pieces or even old quilts. For fabric, you can raid the Scrap Table at Guild meetings or make an appointment to shop the Community Closet.



BRIEFS

Guest featured artist announced

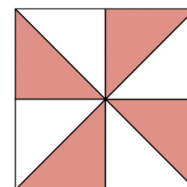
The Guest Featured Artist for the 2024 Quilt Show has been announced! Heather Black of Quiltachusetts will be doing the honors. Her works can be found at <https://quiltachusetts.com/>. You can catch her in an episode of The Quilt Show at <https://thequiltshow.com/watch/artists/b/heather-black>.

2025 raffle quilt intro

It's already time to start the 2025 raffle quilt! You can help by donating fabrics or making blocks. Details on p9.

Newsletter news

The Board has decided we will no longer mail out printed newsletters. The general membership will continue to receive newsletters by email around the first of each odd-numbered month. Members who require a printed copy will be able to pick them up at the following Guild meeting.



Tri-City Quilters' Guild

Executive Board

Elected Officers

President	Ardith Eakin
Treasurer	Nancy Graves
VP AM	Judy Urrutia
VP PM	Jean Keaveney
Guild Secretary	Cheryl Garrison

News? Questions? Concerns?

tcquilters@gmail.com

WWW.TCQUILTERS.ORG

facebook.com/tcquilters.org

[@tricityquiltersguildwa](https://www.instagram.com/tricityquiltersguildwa)

Volunteer Committee Chairs

Education

Workshops
Library

Community Service

Member Services
Retreats
Friendship Groups
Sunshine

Communications

Newsletter
Website
Facebook
Facebook

Quilt Show Chair

Show Co-chair

Linda Weir
Linda Weir
Cheryl Garrison
Cyndy Underwood
Kate Giever
Ginny Coffman
Terri Fischer
Sandy Moroney
Dianne Cramer
Karen Michaels
Nancy Graves
Dianne Cramer
Ginny Hildreth
Renee Grabiec
Jodi Hassell

2024 Quilt Show Challenge

- ORIGINS -

Origin definition: The point or place where something begins, arises, or is derived. The beginning, start, inception, foundation, base, root, pedigree, lineage, heritage, starting point, or ancestry.

Origin Challenge: Create a quilt depicting your origins. Considerations include:

- Where or when you are from
- Who or what influenced aspects of the person you are today
- Your cultural or ethnic background
- Your foundational beliefs

Rules:

- Must be a current TCQG member to enter
- Entries must reflect the theme of Origins
- Any shape, any fabric, any embellishment is allowed
- Maximum circumference of 200 inches, no minimum size
- All entries must be 3 layers held together by quilting or tying and have finished edges

Entries are due the week of March 4, 2024. Drop off locations TBA. Voting for winners will occur at the March 18, 2024 guild meeting and be displayed at the quilt show.



The May Flowers Sewcial was a big success!

Eight or ten folks showed up at the May Sewcial to make quilt tops from the green floral fabric. Leftovers cut from the corners of the blocks are also finding their way into quilt tops.

Sorry, none of us attending thought to get a photo of the happy sewists! But here are the two tops finished that day.



Community Service update and news

Prior to June's meeting there were only 79 quilts distributed. There were 29 quilts turned in at the June meeting. I have delivered a total of 108 quilts through June. I also want to remind you of the incentive to get the quilt bundles quilted. For each quilt bundle that you quilt you will get your name in a drawing. Although the first drawing is in July, there is still time to quilt bundles to get your name in the December drawing.

Although we don't want you to stop piecing quilt tops, we are focusing on getting the quilt bundles quilted. The following information demonstrates the reason why. There are 256 completed quilt tops in the community service pipeline. There are 111 tops that need backing and binding selected/sewn; 81 tops with backing and binding, ready for batting; 64 tops bundled with backing, binding and batting, waiting for a quilter. Thank you to those of you at the June meeting who took quilt bundles.

When turning in quilts/tops, please pin on a community service tracking tag, so we can acknowledge you. Tags are available at meetings and are downloadable from www.tcquilters.org.

I would like to thank the following who pieced quilt tops so far this year (no particular order): Debbie Trevino, Faye Notch, Roxie Ross, Jan Greenwell, Joan Lund, Linda Weir, Karen Windhausen, Sue Muller, Laurel Sutton, Karen Michaels, Laurie Gerber, Kitty Neill, Phyllis Burnham, Renee Grabiec, Leslie Peterson, Cindy Moon, Elaine Joyner, Cheryl Booth, Lucy Guyaz, Marie Lavey, Marion Dowell, Nancy Green, Shirley Lacey, Louise Peterson, Wilma Barton, Ardith Eakin, Layna Kinsman, Cindy Jewel, and Scrap Happens friendship group.

Lastly I also want to thank the following who quilted quilts: Ginny Coffman, Pat Evans, Nancy Green, Jan Greenwell, Jodi Hassell, Candy Crandall, Shirley Lacey, Judy Urrutia, Faye Notch, Linda Weir, Cheryl Booth, Karen Michaels, Elaine Joyner, Elaine Bacon, Cyndy Underwood, Leslie Peterson, Barb Ward, Sandy Moroney, Kitty Neill, Karen Brun, Ardith Eakin, Debbie Trevino, Roxie Ross, Wilma Barton, Dana Pearson, and Judy Gelhaus.

Notable CS Quilt


Several of us commented on this lovely quilt by Cheryl Booth, that beautifully uses the featured green floral Sewcial fabric.



The “Get Round Tuit” Declutter Challenge

The “Get Round Tuit” Declutter Challenge will help you declutter your sewing area one category at a time, one month at a time. Bring at least one item in that month’s category to either the AM or PM Guild Meeting and enter your name in a monthly drawing for a \$5.00 gift certificate (and early access!) to the 2024 Round Tuit Room. Of course, we will accept any donation from the list below during any month, but items donated during the designated month will help us with the sorting process.

- ◆ Thru Feb **Fabric** (cotton, non-cotton, precuts, fat quarters, panels, scraps, etc.)
- ◆ July **Embellishments/Notions** (ribbon, buttons, beads, thread, bias binding, elastic, etc.)
- ◆ August **Tools** (scissors, rulers, cutting mats, rotary cutters, knitting needles, etc.)
- ◆ September **Batting** (batting scraps, foundation, fusibles, interfacing)
- ◆ October **UFOs** (kits, quilt tops, finished quilts)
- ◆ November **Knitting & Crochet** (yarn, thread, etc.)
- ◆ December **Other Craft Supplies** (stamps, paper crafts, plastic canvas, etc.)
- ◆ January **Miscellaneous** (working sewing machines, sergers, other?)
- ◆ February **Storage** (bins, baskets, organizers, etc.)



We will **not** accept non-working machines or magazines. If you, or someone you know, has a large donation, please **text** Elaine Brouillard at 509-551-2355 to make arrangements.



Plan now for Fall Retreat

This year’s Fall Retreat will be on Sept 19 -24, Tues – Sun. Registration will open on July 1st (at midnight!).

Come to Cove, OR and spend a week relaxing with your quilting friends. This is a great opportunity to finish up on a UFO (we all have them!) or to start a new project. 15 openings are available and are on a first come/first serve basis. The cost is \$80/night (plus 4 meals \$60). There are 11 rooms, two are ADA. Rooms have their own bath and at least two beds. Everyone will have a sewing table for their use. Ironing centers, irons, cutting tables and design walls will be provided. Please email or text Ginny Coffman if you would like to join in on the fun: Ginnycoff@gmail.com, 509 786 8953.


Here are some photos from the Spring Retreat:



Upcoming Classes

Stained Glass with Bias Tape

Cheryl Garrison will show the class how to use bias tape to create a bordering effect around pieces of fabric to create the impression of stained glass. Students will create a project using pre-made bias tape; the class will also include information on how to create your own bias tape from fabric. Below is one of the class projects. Cheryl is working on other examples for students. Class will be Sun, July 16, 1-4pm at White Bluffs Quilt Museum. Please sign up by July 2. Look for the flyer on page 10.



Rope Bowl Class 2

The May rope bowl class was such a success that **Dana Pearson** has agreed to teach again. The next class will be on Sep 10, 1-4pm at White Bluffs Quilt Museum. Please sign up by Sept 3. Look for the flyer on page 11.



Payment options for classes

The guild has partnered with White Bluffs Quilt Museum to provide more options when signing up for **guild classes taught by guild members at White Bluffs**. Options to enroll and pay now include:

- at a guild meeting
- drop into the museum
- online on the White Bluffs website via credit card or PayPal (there will also be a link to White Bluffs with the class information on the guild webpage)

Checks should be made payable to White Bluffs Quilt Museum.

Fun at the May Rope Bowl class

Here are a couple of photos taken at the May Rope Bowl class:



Snapshots from Cheat Retreat

Here are some quick shots of the busy sewists who participated at the recent Cheat Retreat, June 4-5 at White Bluffs Quilt Museum.



And look at this clever use of the seams of jeans to make a rope bowl!



Summer classes are available at WBQM

Exhibit May through August: "Going Around in Quilting Circles"

Complementary classes


Winding Ways, Blooming Snowballs taught by Laurel Sutton on Sunday July 9 from 1 to 4; \$36

Laurel Sutton will loan her templates if you don't have them and coach you on the curved piecing they involve. You will go home with one block of each design; you'll want to make more, because things can get very interesting when colors and fabrics are multiplied.



Denim Cathedral Windows Quilt taught by Ginny Coffman on Sunday July 16 from 1 to 4; \$36

Ginny Coffman demonstrates the use of AccuCut® to produce the needed circles of denim, then teaches how to add squares of print fabric and join columns and rows.



Double Wedding Ring Quilt taught by Eddie Walker on Wednesday Aug 16 from 10 to 4; \$40



Barn Block Painting taught by Sheila Sinclair Snyder on Saturday August 19 from 9 to 3; \$70

Wear old clothes, follow directions, and have fun. Sheila brings all the supplies: she brings 2'x2' plywood pieces already sanded and prepped, paint, designs, tape; she'll collect \$80 for materials at the class.



For all White Bluffs events, prepay when you sign up: register and pay online at www.whitebluffsqiltmuseum.org or register in person – Fri and Sat from 10 to 4; mornings (except Wed) from 10 to noon.

Museum Quilts Featured in Bed-turning

The recent annual membership meeting of the Franklin County Historical Society and Museum included High Tea and a Bed-Turning featuring quilts from the White Bluffs Collection. The bed-turning was so well-received, members of White Bluffs are planning more events in the future!



Classified/Local Quilt Shops



Miss Daisy Quilting

Custom free motion and hand-guided longarm quilting services



Jodi Hassell
(509) 378-2586

missdaisyquilting
missdaisyquilting@gmail.com



Candy Crandall • Longarm Quilter
Candy's Quilts & Things

509-531-8550
68403 NSR 225
Benton City, WA
candysquiltsandthings@gmail.com

Local Quilt Shops

SANDY'S FABRICS AND MACHINES

24 N Benton, Kennewick
509-585-4739 (ISEW)

FABRIC 108

5215 W Clearwater Ave, Suite 105,
Kennewick
509-586-0108
Email: fabric108@yahoo.com
www.fabric108.com

DISCOUNT VAC AND SEW & FABRICS

22 W Kennewick Ave, Kennewick
509-586-1680
discountvacandsewwa.com

CRAFT WAREHOUSE

7411 W Canal Drive, Kennewick
509-783-9663

JANEAN'S BERNINA


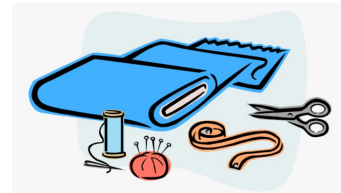
6303 Burden Blvd, Pasco
509-544-7888
www.janeansbernina.com

QUILTMANIA

1442 Jadwin Ave, Richland
509-946-7467 (PINS)
Email: quiltmania@frontier.com

THE SEWING BASKET & GIFTS

1108 Wine Country Road, Prosser
509-786-7367



Printing & Advertising Information for Quilters' Press

- ◆ **Quilter's Press:** published six times/year by the Tri-City Quilters' Guild
- ◆ **FOR PAID ADS:** Send payment to Tri-City Quilters' Guild Treasurer at PO Box 215, Richland, WA 99352
- ◆ **Subscription:** (6 issues/year) \$10.50 per calendar year, or included in the annual membership dues.
- ◆ **Send to Editor (in writing):** your comments, information, articles, announcements. Future events for all quilt groups published free of charge. Editor: Karen Michaels 510-688-1762 pkmichae@gmail.com
- ◆ **Advertisements:** TCQG members receive one free personal advertisement (business card size) per year. Business Advertisements: quilt-related shops, fabric shops, and persons who operate a home-based quilt related business. Rates are listed at right. Display ads need not be camera ready.
- ◆ **Deadline for Newsletter Advertisement:** 20th of each even month.

Quilters' Press Advertising Rates Per Issue

Business Card	\$10 non-members — \$5 for members
Classified	\$1 per line - \$5 minimum (same for members)
Quarter Page	\$20 non members — \$10 for members
Half Page	\$40 non-members — \$20 for members
Full Page	\$80 non-members — \$40 for members

TCQG members may place one free business card size ad per year

TCQG 2025 Raffle Quilt

It's time to start the raffle quilt for the 2025, **Make Your Point**, by American Patchwork and Quilting designers. Our scrappy 78"x90" quilt will be done in whites and brights.


You can help with the 2025 raffle quilt. To get us started, you can:

- ◆ Donate fabric—2" or 4"xWOF strips of white *or* white-on-white
- ◆ Donate fabric—2" or 4"xWOF strips of bright, saturated colors
- ◆ Make a 16-patch, to finish 6" (6½" unfinished)
- ◆ Make a pinwheel, to finish 6" (6½" unfinished)

Fabrics should be good quality quilting cotton. If piecing blocks, please also use good quality **cotton** thread only—no polyester—and sew with an accurate ¼" seam allowance.



16-patch



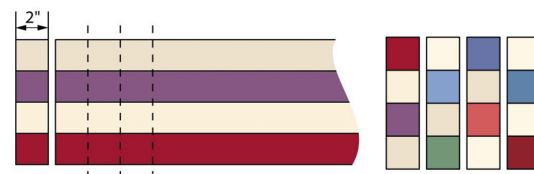
16-patch diagram

If making just one, you need:


- ◆ 8@2" squares white *or* white-on-white
- ◆ 8@2" squares bright, saturated colors. Think scrappy.

Arrange according to 16-patch diagram. Sew into rows; press toward bright. Sew rows together into a block; press in one direction. Staystitch

If making several blocks, start with 2"-wide strips. Make several strata of white-bright-white-bright; then subcut the strata into 2"-wide strips. Arrange according to 16-patch diagram. Assemble into a block; press in one direction. Staystitch.



Pinwheel



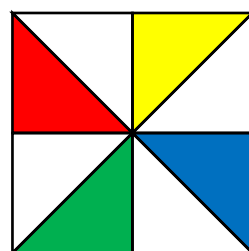
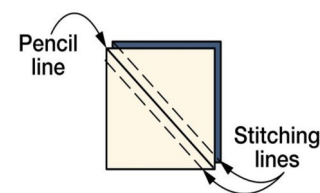
Pinwheel diagram

For each block you need*:

- ◆ 2@4" squares white *or* white-on-white
- ◆ 2@4" squares bright, saturated colors

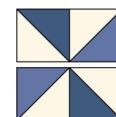
* One block will yield 2 brights at most. For a scrappier look, make 2 or more blocks, mixing up the colors in each.

On the wrong side of a white square, draw a light pencil line along the diagonal. Place **RIGHT SIDES TOGETHER** with a bright square. Sew ¼" away from both sides of line. Cut apart along line; press to bright.



Pinwheel diagram

Trim units to 3½" square. Arrange according to either Pinwheel diagram. Sew two units together; press to white. Sew pairs together. Undo ¼" of stitches within seam allowance of previous 2 seams so center points "twirl" and lay flat; press to white — or press open if you prefer. Staystitch.



More information on the quilt can be found at <https://www.allpeoplequilt.com/quilt-patterns/quilt-throws/make-your-point>

Turn fabric and blocks in to Karen Michaels.

Any questions, email Karen at pkmichae@gmail.com or text 510-688-1762.

Upcoming Events

Beyond the Block: Art Quilters of the Gorge

Gorge Gone Wild

Through July 4

Columbia Gorge Discovery Center & Museum, The Dalles, OR
www.btbartquilters.com

48th Annual Sisters Outdoor Quilt Show

Sat, July 8 9-4

Sisters, OR

www.sogs.org

Woolley Fiber Quilters

Quilt and Fiber Art Show "Journeys"

Fri, Sat July 14-15 10-5

Sun, July 16 10-4

Cascade Middle School

906 McGarigle Rd, Sedro-Woolley

Featured quilter: Teri Bever

www.woolleyfiberquilters.blogspot.com

Panhandle Piecemakers Quilt Guild

Festival of Quilts

Fri, Aug 11 10-6

Sat, Aug 12 10-4

615 Oak St, Sandpoint, ID

Crazy Quilters of Federal Way

Every Quilt Has a Story Quilt Show

Sat, Aug 26 9-3

29645 51st Avenue South, Auburn, WA

www.quiltersfedway.com

Walla Walla Valley Quilt Festival

Sept 15-16 10-5

Walla Walla County Fairgrounds

363 Orchard, Walla Walla, WA

wallawallaquiltfestival.org

Northwest Quilting Expo

Sept 21-23, Portland, OR

Boise Basin Quilters 2023 Quilt Show

"Ruby Jubilee"

Fri, Sat Sep 29-30 10-5

Expo Idaho, Boise

www.boisebasinquilters.org

Columbia River Gorge Quilters' Guild

Gorge Quilt Show

Fri, Sat Oct 13-14

Hood River County Fairgrounds

3020 Wyeast Road, Hood River, OR

gorgequiltersguild.com

Washington State Quilters Show

Fri, Sat Oct 20-21 10-6

Sun, Oct 23 10-4

Spokane County Fair and Expo Center

404 N Havana Street, Spokane Valley, WA

Featured Quilter: Anita Pederson

wsqspokane.org/quilt-show

Birthdays

July

Connie Achord

Aicha Bourouh

Sharon Clement

Sue Cornell

Janelle Domarotsky

Laurie Gerber

Teresa Goodnight

Jan Greenwell

Lisa Marchell

Karen Michaels

LuElla Morrison

Joann Olinger

Mary Olson

Sarah Orr

Dana Pearson

La Donna Sterling

Robin Traveller

August

Catherine Bilyard

Michele Boston

Karen Brun

Dianne Cramer

Cindy Dale

Patricia Evans

Nancy Graves

Dee Liegey

Deborah Lucas

Ramona McDowell

Robert McPherson

Franki Page

Lois Pedersen

Heather Perry

Glenda Schlahta

Nan Seidel

Susan Thorson

Jean Zoet



Please remember to bring snacks to the meeting if it's your birthday month. Thank you!

Art Quilts on exhibit at the Gorge

Beyond the Block: Art Quilters of the Gorge is having the exhibit "Gorge Gone Wild" now through July 4 at Columbia Gorge Discovery Center and Museum, 5000 Discovery Drive, The Dalles, Oregon.

<https://gorgediscovery.org/>

Check out some of their beautiful artworks here:

<https://www.btbartquilters.com/>



Mid-Columbia

Machine Quilters Guild

Meetings held on the last Saturday of
Jan, Feb, Apr, June, Aug, Oct

Meetings currently held in


Finley Grange @ 10am - 12pm
223005 E Main St, Kennewick, WA 99337

Please contact Jodi for further information

jhassell@charter.net

Bias Tape Stained Glass

Instructed by
Cheryl Garrison



COST: \$30 plus \$10 kit fee (kit fee due at class)

Date/Time/Location: **July 16, 1-4 PM**, White Bluffs Quilt Museum

Registration Deadline: July 2, 2023

Max class size: 10

SUPPLIES TO BRING and NOTES:

- The above picture shows one example of a class project - other examples are being prepared
- The class samples will be made with pre-made bias tape - however, the class will include a demonstration of how to make your own bias tape
- Sewing Machine in good working order
- fabric and thread (types and amounts to be announced later)

Questions?: e-mail Cheryl Garrison at clock902@aol.com

Signup: at a guild meeting OR at White Bluffs Quilt Museum OR on line at <https://www.whitebluffsquiltmuseum.org/wbquiltmuseumclasses-events> OR by printing, completing, and mailing the form below.

Bias Tape Stained Class @ White Bluff Quilt Museum - July 16

NAME: _____

Phone: _____

Email: _____

Mail registration form and \$30 check (Payable to White Bluffs Quilt Museum) to
White Bluffs Quilt Museum
294 Torbett Street
Richland, WA 99354

Rope Bowl - instructed by Dana Pearson



COST: \$25 Registration Deadline: September 3, 2023

Date/Time/Location: **Sunday September 10, 2023 1:00 – 4:00**, White Bluffs Quilt Museum

Max class size: 12 - 14, depending on the number of people having portable sewing machine tables

SUPPLIES TO BRING and NOTES:

- Sewing machine in good working order that can do a traditional zigzag stitch and has stitch length and stitch width controls. Make sure to bring foot pedal, electrical cord, etc.)
- Presser Foot that accommodates the zig zag stitch, (or open toe foot, clear foot or SID foot)
- Good quality cotton thread
- Jeans needles
- Pins
- Scissors
- Seam ripper or awl
- Rope: 100 feet 3/16" Hyper Tough diamond braided clothesline available (sometimes) at Walmart in the tie downs/ropes section near the automotive section AND/OR Solid braid rope in 3/16" and 5/16" sold by the yard, available for purchase from instructor

Optional:

- Fabric strips cut ¼ or ½ inch
- School glue
- Fray check
- Clips
- Safety glasses (in case of a needle break if you don't wear glasses)

Questions?: Dana Pearson danatrevor@charter.net

Signup: at a guild meeting OR at White Bluffs Quilt Museum OR on line at <https://www.whitebluffsqiltmuseum.org/wbquiltmuseumclasses-events> OR by printing, completing, and mailing the form below.

Rope Bowl Class– Sunday September 10, 1-4 @ White Bluff Quilt Museum

NAME: _____

Phone: _____

Email: _____

Mail registration form and \$25.00 check (Payable to White Bluffs Quilt Museum) to
White Bluffs Quilt Museum
294 Torbett Street
Richland, WA 99354

Project Linus Dates

Sat, Jul 1 10-2

Team Battelle Workparty
Quinault Baptist Church
5400 W Canal Dr, Kennewick

Thu, Jul 13 10-4

Quilting at the Library
Richland Public Library
955 Northgate Dr, Richland


Sat, Aug 5 10-2

Team Battelle Workparty
Quinault Baptist Church

Thu, Aug 10 10-4

Quilting at the Library
Richland Public Library

Join Project Linus Quilters
as they hold these open
workshops. Bring a lunch!



July

Second Monday Board Meeting 7/10

6:30 pm
White Bluffs Quilt Museum
294 Torbett Street, Richland
(All members are welcome.)

Third Monday AM Meeting 7/17

10 am Social Time & Refreshments
10:30 am Meeting & Program
Hillspring Church, 1153 Gage Blvd, Richland

Third Monday PM Meeting 7/17

6:30 pm Social Time & Refreshments
7 pm Meeting & Program
Hillspring Church, 1153 Gage Blvd, Richland

Aug

Second Monday Board Meeting 8/14

6:30 pm
White Bluffs Quilt Museum
294 Torbett Street, Richland
(All members are welcome.)

Third Monday AM Meeting 8/21

10 am Social Time & Refreshments
10:30 am Meeting & Program
Hillspring Church, 1153 Gage Blvd, Richland

Third Monday PM Meeting 8/21

6:30 pm Social Time & Refreshments
7 pm Meeting & Program
Hillspring Church, 1153 Gage Blvd, Richland