

Quilters' Press

Official Publication of the Tri-City Quilters' Guild

P.O. Box 215 • Richland, WA 99352



Vol 42 No. 2

March - April 2022

www.tcquilters.org

White Bluffs emerges from Covid with full head of steam

Small groups hungry to gather in person after the pandemic have booked nearly all the private times available at the Museum. Their conveners have been trained as docents, so the Museum is nominally open whenever anybody is there, if you have White Bluffs errands or business. Fridays and Saturdays



10-4 continue to be reserved for guests. Note that until the front room is cleaned and organized for small gatherings, no meetings or classes can be scheduled.

The Museum continues to host the Guild-sponsored Skillbuilder series Sundays following member meetings. Classes on bindings (April 24), interleave quilts (May 22), and paradox quilts (June 26) remain. The Education committee designed a mid-year break to re-assess interest; if it is sufficient, they will schedule another six classes taught by members/for members. Guild Community Service Sewcials occupy every fifth Tuesday.

There will be a hefty schedule of "Christmas in July" offerings – classes and sew-alongs for your own gifting and/or for the Santa bags donated through Discount Vac & Sew. If you are interested in attending, if you have ideas or want to teach, email info@whitebluffs-quiltmuseum.org.

lights... color... action!



Geneva Carroll, 2-year show chair, prepares to throw open the doors at last.

favorite job with your best friend. You can also sign up at either of the Guild meetings this month. We need all the help we can get

So, we're having a quilt show in March. It's called "The Magic of Color" ... Wait! You already know this!

You can't possibly be as tired of reading these articles as I am of writing them.

March 24, is set up, March 25-26, are show days. Please go to the guild website tcquilters.org/quilt-show and sign up to work at your

to make this comeback show amazing.

Be sure to read through the newsletter to find out when and where you can drop off your Challenge Quilts and Round Tuit Room donations. We will have a showing of all the Black and White Challenge Quilts at both March guild meetings. You will be able to vote for your favorites. Ribbons will be hung at the opening of the show.


As this is my last missive to you, I'd like to say thank you to the many people who have worked so hard these past two years to make the 37th Quilt Show happen. I am indebted to all of you and thank you from the bottom of my heart for your perseverance.

—Take Care, Geneva

Find the President's Message & Important Quilt Show Details on pg 5.

Inside this issue

Quilt Show is HERE	1
White Bluffs Events	1
Who's Who: Board and Committees	2
Looking for a Newsletter Replacement ..	2
Tips & Techniques (Binding)	3
Community Service Schedule	3
Birthdays!	3
Color with Courage (Geneva)	4
Other NW Quilt Shows Upcoming	4
Quilt Show Information to Note	5
President's Message	1
Project Linus Dates	5
Snowflake Gallery.	6
Classifieds, Shops, Advertise	8
Library News	9
Membership Form	10
UFO Projects Sign-Up	11
Next Meeting Dates	12



WHEN THE LIGHTS GO DOWN ON OUR TREE — Our colorful tree of life has served us well. Let's give it a big send off at the show. See you there!


■ No one appreciates graphics more than quilters. If you'd like to apply your talents to the newsletter, give me a holler, I am looking for a replacement.

Send corrections, ideas, photos, feedback to Carol O'Callaghan at oc.carol@gmail.com. — You'll always know what's going on! Newsletter job: email or call me at 509-289-9065.

BRIEFS

■ Animal Quilts Sought

Lots of Elizabeth Hartmann animal patterns have been held up at Guild show & tells. They have probably been gifted and loved, but if you can retrieve them, consider loaning them to White Bluffs for the summer exhibit from May 7 through August 27. Other animal quilts might qualify as well



— quilts with animal prints, pieces that depict animals....

Curator Laurel Grove will make the final cut, considering space and variety. She would prefer not to hang quilts that have been recently exhibited (at Gallery at the Park or at the Guild show). Email her to describe what she might borrow; include a picture if you can: lkqprs@hal-pc.org. Careful: lower case L; hyphen – not dot – between hal and pc.

■ Call for Challenge Quilts

Calling all Black & White (and at most one-color) Challenge Quilts! You may drop your quilt off at one of four local quilt store locations.

- **Discount Vac and Sew**
119 W 1st Ave, Kennewick
- **Fabric 108**
5215 W Clearwater, Kennewick
- **Janean's Bernina**
6303 Burden #C, Pasco
- **Quiltmania,**
1442 Jadwin Ave, Richland

Quilts will be accepted at the above locations until March 12. The Sewciety Girls Friendship Group will hang the quilts at the March 21 guild meetings. The membership will vote on their first, second and third place favorites.

All the quilts will then be hung at the Quilt Show March 25-26, 2022 at Three Rivers Convention center for everyone to enjoy.

If you have any questions, please contact Jean Keaveney or Carol O'Callaghan (509-289-9065 oc.carol@gmail.com). We can't wait to see what you have made for us!

■ WB Plans Kids Classes

Classes exclusively for kids are in the planning stages at White Bluffs Quilt Museum. If you have children or grandchildren you could enroll, email info@whitebluffsquiltmuseum.org.

■ Community Quilts

Community Quilts has delivered 32 quilts so far this year, says Cyndy Underwood.

■ UFO Invite

Carol Capelle is continuing the UFO/USO clearinghouse Project (that is to help you clear your house of UnFinished or UnStarted sewing projects. For every UFO you complete, your name enters quarterly to win a prize. Find the form on page 11 and contact Carol at dcapelle@mac.com if you have any questions.



WHO DO I CONTACT?

Communications	Dianne Cramer
Website	Nancy Graves
Facebook	Dianne Cramer
Facebook	Ginny Hildreth
Newsletter	Carol O'Callaghan
Community Service	Cyndy Underwood
Education	Jo Matthias
Workshops	Cheryl Garrison
Library	Cheryl Garrison
Quilt Show	Geneva Carroll
Show Co-Chair	Dee Liegy
Member Services	Kate Giever
Retreats	Ginny Coffman
Friendship Groups	Carol Capelle
Sunshine	Sandy Moroney

tcquilters@gmail.com

Tri-City Quilters' Guild



EXECUTIVE BOARD

OFFICERS

Each officer has 1 vote;
President only votes to break a tie

President	Ardith Eakin
Treasurer	Nancy Graves
VP AM	Judy Urrutia
VP PM	Jean Keaveney
Guild Secretary	Cheryl Garrison

WWW.TCQUILTERS.ORG

 facebook.com/tcquilters.org
 @tricityquiltersguildwa

Tips & Techniques

The tie that binds

I think there are some quilters that are confused as to how many strips to cut for binding. I've seen several kits with way too many binding strips. I thought it would be of interest to go over the formula I use for calculating how many strips I need. I don't know if I modified it from someone else or made it up myself, but what the heck, I'll take the credit (or punishment). I am assuming our 'standard' 2 1/2" binding strip. And I realize it's really not cut on the bias but we still call it a bias strip.

It would be nice if we could just add up the length and width of a quilt and divide by fabric width but it's not that simple. Mainly due to slop. It takes 3" of bias strip for every join you make. If you remember that a queen size quilt may take 8 or 9 strips, that adds up to around 3/4 of a yard in just joins!! This is where the slop comes in; you need to add some slop to your calculation to account for the seams and overlap.

First I add the length and width and double it. Now I have the circumference. I add 12" for overlaps and I just divide by my fabric width, always 40" to get how many strips I need. Then round up. Even if you have 43" fabric or whatever I divide by 40" – more slop. And that's it.



I've found it pretty accurate. I once came up with 4.1 strips and I cut 4 thinking maybe I could get away with it. Nope. I was a little short. If you are using 108" fabric then divide by 106 or so. You have less seams with 108" so it's wonderful.

Let's take an example. My quilt is 36 x 46". That's $36 + 46 \times 2$ for a circumference of 164". I add a foot for 176". Divide by 40" comes to 4.4 strips.

Round up and you need 5 strips. It's that simple. If it's wrong then sue me.

Did you know when you bind the quilt the width on the front is supposed to be equal to the width on the back? I try very hard to get this set correctly. It does look bad when you have a narrow binding on the front and the back is way too wide.

I was taught very early the lazy quilter's way of doing binding. I use the 1/4" guided piecing foot for binding because I'm too lazy to install the walking foot. First I increase the stitch length to 3mm. That helps keep the quilt moving. Next I shift the needle to the left several positions to get the binding exactly equal front to back. Do a practice piece. This assumes that your foot has a slot wide enough to allow left/right movement of the needle.

I enjoy doing binding, I hope this was useful..

Shared by Mark Palmer. Have an idea, fixit, short-cut, etc. to share with others? Contact Carol at oc.carol@gmail.com.

Community Service tribe schedules its next activities

At the quilt show, we will again host our Participation Station. Members and guests can sit down for a bit, sew some seams, and build blocks for a few Millie quilts (our kit pattern dedicated to Millie Volkman).

After the quilt show is a fifth Tuesday, which we have reserved for Community Service Sewcials at White Bluffs Quilt Museum. We'll sew from 10 to 4, put the finishing touches on the 2023 raffle quilt, then finish any Millie tops that were started at the show. Other kits will be available for check-out.

If you want to help but need evening hours, contact Cyndy Underwood quilterathart@yahoo.com. Other opportunities will come in May (31), August (30), and November (29).

January's 21st Century Quilting Bee Skillbuilder was such a success that we're making it a regular thing, moving it to every fifth Sunday in the year. So mark your calendars for May 29, July 31, and

October 30, and bring your domestic machine with walking and/or quilting feet to White Bluffs Quilt Museum from 1

to 4. Grow your expertise at straight line or free motion stitching. Small community service quilts will be provided

— sandwiched and ready for quilting. Contact Cheryl Garrison for more information clock902@aol.com.

 **HAPPY**
Birthday

MARCH

Diane Agens
Adrienne Peterson
Cheryl Wiborg
Elaine Brouillard
Ginny Coffman
Ginny Hildreth
Jo Matthias
Jodi Hassell
Laurel Sutton
Monica Shipley
Sue White
Sylvia Parker

APRIL

Anne Medford
Beth Ramsay
Brandi Hansell
Clintona Weaver
Janice Wellington
Jean Keaveney
Jeri Blakney
Kathy Billow
Linda Glaman
Louise Hommel
Mark Palmer
Mary Davis
Patty Eick
Roger Thompson
Sandra Weissner
Valerie Beaver
Virginia Colby



■ Please remember to bring snacks to the meeting if it's your birthday month. Thank you!

the magic of color

Color is magical. Color brings emotion to our life. Whether those emotions are happy or sad they allow us to feel color. When I try out new fabrics for a quilt, I stand back and think “what if?” What if I took this color red and put it against that color orange? What happens? What do I see and feel?

Making art is taking chances. What you see in your mind’s eye doesn’t always come to fruition. Sometimes it’s better than I thought and sometimes it seems to be a horrible mess. Never feel bad that you’ve cut up fabric and didn’t create what you saw and felt in your mind. Feel bad when you don’t cut up fabric and take the chance to experience that feeling of “Oh my! Look what I created!”



Remember that your work is valuable and special to many others, and especially to you. You won’t hit a home run every time, but eventually you’ll get around the bases and find home. Embrace your creativity and share it with the world. We need more artists in this world. More people putting beauty out there for all to enjoy. The Magic of Color is the path you follow. — Geneva Carroll

IF OUR SHOW WHETS YOUR APPETITE, ENJOY THESE EASTERN WASHINGTON QUILT SHOWS

Seaport Quilt Show

Saturday April 23 10 am - 5 pm and Sunday April 24 10 am - 3 pm
Clarkston High School: 401 Chestnut St, Clarkston WA
Registration forms (Due April 1) are available at on the website:
www.seaportquilters.org/quilt-show.html

Yakima Valley Quilters Guild – Quilts in the City

May 13 and 14
Yakima Convention Center. www.yakimavalleyquiltersguild.org
North Idaho Quilters Quilt Show
Friday and Saturday, June 10-11 \$10 (good both days)
Kootenai County Fairgrounds in Coeur d’Alene
Featured Quilter Paulette Steele
Merchant Mall, Raffle, Country Store
www.northidahoquilters.com



“PROS & CONS CONCERNING DESIGN WALLS vs design floors like I have. It may be more difficult dealing with gravity on a design wall but on the other hand you don’t have to share a design wall with pets.”
— Mark Palmer

Candy Crandall • Longarm Quilter
Candy's Quilts & Things



509-531-8550
68403 NSR 225
Benton City, WA
candysquiltsandthings@gmail.com



Miss Daisy Quilting

Custom free motion and hand-guided longarm quilting services



Jodi Hassell
(509) 378-2586

missdaisyquilting.com
missdaisyquilting@gmail.com



Jan Yancey

Art & Design
Custom Longarm
Quilting

509.551.3982
pansypainter@gmail.com
handquilter.com/jan-yancey

Quilt Show Details to Know

Our 37th Quilt Show is fast approaching! Here are some reminders:

■ Sign up to help set up Thurs, March 24, and have lunch with us!

Putting on our annual quilt show takes a small army of volunteers. Please go to the Guild website and sign up to volunteer Thursday, Friday and Saturday. We need lots of help. If you volunteer for Thursday morning you will be counted for the lunch Thursday. I will be sending in the lunch head count by March 15, 2022, so sign up and don't miss out! Here is the [link to volunteer: 2022 Quilt Show Volunteers](#)

■ Square Debit/Credit Card Training

Geneva will be at White Bluffs Monday, March 14, at 4 pm. For those who would like training on accepting debit/credit cards via your IOS Apple or Android devices, Geneva will have the Square Readers and show you how to process Guild payments for Membership, Admission, Raffle Tickets, Postcards and the Round Tuit Room. Please bring your device with you.

■ Need your scissors sharpened? We have great news!

Bring your tired scissors to the booth of vendor Jody Hoogland, owner of Home Grown Quilts. Jody's husband will sharpen your scissors while you view the quilts!

Drop off your dull scissors at booth 221-222, and pick them up sharp before you leave the show.

\$3.00/pr for 3" or smaller

\$7.00/pr for larger blades

Pinking Shears as well

■ Challenge Quilt drop-off information

Calling all Black & White (and at most one-color) challenge quilts! You may drop your quilt off at one of four local quilt store locations.

• Discount Vac and Sew

119 W 1st Ave, Kennewick

• Fabric 108

5215 W Clearwater, Kennewick

• Janean's Bernina

6303 Burden #C, Pasco

• Quiltmania,

1442 Jadwin Ave, Richland

Quilts will be accepted at the above locations until March 12. The Sewciety Girls Friendship Group will hang the quilts at the March 21 before the morning meeting and

take down following the evening meeting. The membership will vote on their first,

second and third place favorites. All the quilts will then be hung at the Quilt Show March 25-26, 2022 at Three Rivers Convention center for everyone to enjoy.

If you have any questions, please contact Jean Keaveney (jeankeaveney@gmail.com 509-947-5353) or Carol O'Callaghan (509-289-9065.oc.carol@gmail.com). We can't wait to see what you have created!



■ Pre-Show Tickets

Pre-show tickets are available from Jean Keaveney. Pick some up for friends, teachers, neighbors... or just distribute though random act of kindness! You are not billed unless the ticket is used.

Visitors will behold quilts of many colors & styles! 451 quilts registered

Are you ready for the quilt show? Are your beautiful quilts stitched and ready to go? Have you signed up to help? Oh my, the time is creeping up on us to experience the "happiest time of the year" for quilters.

I know I am looking forward to the show and seeing all the wonderful offerings that will be there.

Winter is winding down and the same for Covid. We have all suffered from the pandemic and I personally hate the short, dark days of winter. The spring flowers are poking their noses through the ground and soon we will be in a colorful world.

Just a little plug for the many classes being offered through our quilt shops and White Bluffs. Also, the monthly guild meetings always have something exciting to share. Hope to see all of you at our next meeting and at the show. THE MAGIC OF COLOR is coming.

President's Message



Ardith Eakin 2022
Guild President

— Ardith


Project Linus Dates

- Sat, Mar 5 10-2
Team Batelle Workparty at Quinault Baptist Church
- Thu, Mar 10 -2
Quilting at the Richland Public Library
- Sat, Apr 2 10-2
Team Batelle Workparty at Quinault Baptist Church
- Thu, Apr 14 10-2
Quilting at the Richland Public Library
- Sat, Apr 16 10 -2 Make a Blanket Day at the Richland Public Library

Join Project Linus Quilters as they hold these open workshops. Bring a lunch!



Photo Wilson
"Snowflake"
Bentley c
1900



Snowflake Gallery

Thank you everyone who sent photos of snowflakes for this little glittering showcase – a goodbye to another winter behind us. If you happen to dust off a snowflake quilt in your collection this year, send it any time up until Dec 15 and I'll create another icy wonderland going *into* winter. – Carol



KAREN BRUN — "Winter Wonderland."
I've always loved handwork but am bored by repetitive motifs and piecing so this design was the perfect one for me. Every embroidered and star block is a little different. Loved doing it in blues - so pretty and less "Christmassy." (3rd place winner at the 2019 show.)
Designer Meg Hawkey, quilted by Karen.



MAURINE JOHNSON — Here is my snowflake quilt (top left) with its matching pillow (above) and another snowflake/chenille pillow (top right). I used to belong to Debbie Mumm Friendship club at the quilt shop in Nyssa, Oregon, and these were some of the projects we made.





Detail from **ETHEL FERGER'S** 2019 show quilt "Ice Crystals," designed by Judy Niemeyer, and quilted by Ethel. "I wanted a new Christmas quilt and I thought this was lovely," she says.

Another wintery 2019 quilt by **ETHEL**, "Snowflakes" also quilted by Ethel



LINDA WEIR: I quilted this for my daughter and gave it to her for Christmas last year. I used a pattern called "A New Slant On Snowflakes," by Tina Curran. It is made in columns using partial seams then joined together. It was Verizon exercise in following directions and a skill builder for partial seams! The quilting was done by Nancy Green. I asked for snowflakes and she did a great job.



FOR SALE

Longarm for Sale

Tin Lizzie18 LS with lots of extras. Handles on both front and back of machine, 10' and 8' Pipes. Patterns, books, cds, templates and more.



Asking \$3,500

Contact Louise Hommel
360-801-0611

A Guild is a Whole Group Effort

Our Guild is pretty awesome, and one thing that makes it that way is the group effort we all give to pitch in. We're looking for helpful individuals who'd like to serve in roles of

- hospitality • door prizes and
- facebook administrator

Contact Ardith to volunteer!
arditheakin46@gmail.com or 735-3853



CRAFT WAREHOUSE

7411 W Canal Drive, Kennewick
509-783-9663
craftwarehouse.com

SANDY'S FABRICS AND MACHINES

24 N Benton, Kennewick
509-585-4739 (ISEW)
sandysfabrics.com

FABRIC 108

5215 W Clearwater Ave, Ste 105, Kenn.
509-586-0108 fabric108@yahoo.com
www.fabric108.com

JANEAN'S BERNINA

6303 Burden Blvd in Pasco
509-544-7888
janeansbernina.com

THE SEWING BASKET & GIFTS

1108 Wine Country Road, Prosser
509-786-7367
prossersewingbasket.com
Ask about discount for TCQG members.

DISCOUNT VAC AND SEW & FABRICS

119 W 1st Ave, Kennewick
509-586-1680 discountvacandsewwa.com
Ask about discount to TCQG members on regularly priced fabric.

QUILTMANIA

1442 Jadwin Ave, Richland
509-946-7467 (PINS)
Email: quiltmania@verizon.net
FB: [facebook.com/quiltmania01](https://www.facebook.com/quiltmania01)
Ask about discount to TCQG members on fabric and notions.



Need (free) materials to complete a Guild project?

Check out the **GUILD CLOSET!** Pick from a rainbow of colors to create a top, take home a kit, or finish one with quilting or binding. Fabric donations are welcome.

229 N Fruitland, Kennewick — 509-586-7335
(Please call ahead: Kathy Kaser-Nichols' office)

- Kits Available through Laurel: •

509-420-4322 or coversincolors@gmail.com


Printing & Advertising Information for Quilters' Press

- **Quilter's Press:** published six times/year by the Tri-City Quilters' Guild
- **FOR PAID ADS:** Send payment to Tri-City Quilters' Guild Treasurer at PO Box 215, Richland, WA 99352
- **Subscription:** (6 issues/year) \$10.50 per calendar year, or included in the annual membership dues.
- **Send to Editor (in writing):** your comments, information, articles, announcements. Future events for all quilt groups published free of charge. Editor: Carol O'Callaghan 509-289-9065 oc.carol@gmail.com
- **Advertisements:** TCQG members receive one free personal advertisement (business card size) per year. Business Advertisements: quilt-related shops, fabric shops, and persons who operate a home-based quilt related business. Rates are listed at right. Display ads need not be camera ready.
- **Deadline for Newsletter Advertisement:** 20th of each even month.

Quilters' Press Advertising Rates Per Issue

Business Card	\$10 non-members — \$5 for members
Classified	\$1 per line - \$5 minimum (same for members)
Quarter Page	\$20 non members — \$10 for members
Half Page	\$40 non-members — \$20 for members
Full Page	\$80 non-members — \$40 for members

TCQG members may place one free business card size ad per year.

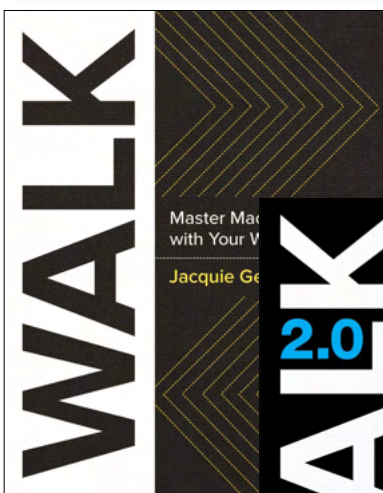


*Wonderful Curves Sampler Quilt Block Book:
30 Blocks, 14 Projects, Endless Possibilities*
by Jenny Pedigo

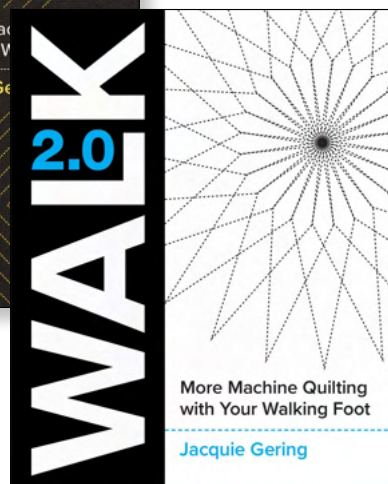


*Machine Magic: Get the Most from the
Decorative Stitches on Your
Sewing Machine*
by Deborah Louie

IN ADDITION TO NEW BOOKS, we have had several generous donations of gently used quilting books. The Millie Volker Memorial Library now has nearly 1,000 books on quilting, knitting, surface design and other textile arts. The Library is housed at the White Bluffs Quilt Museum and members of either the TCQG or WB may check books out for a month. Also, don't miss the book sale corner... all books just \$1.00!
—Cheryl Garrison



*WALK: Master Machine Quilting
with your Walking Foot*
by Gering, Jacquie



*WALK 2.0: More Machine Quilting
with Your Walking Foot*
by Gering, Jacquie



Membership Application/Renewal Form

Membership Year: January 1 –December 31
New Members \$20 all year • Renewals \$20 (\$25 after Dec 31)

Name		Birthday (Month & Day only)	
Street Address			
City		State	Zip
Phone		Email (Guild Use Only)	
Snowbird Address: Start and End Dates:			
<input type="checkbox"/> New Member <input type="checkbox"/> Membership Renewal Electronic Newsletter (Y / N) (By selecting yes, you save the Guild on printing and postage costs – thank you!)			
Signature		Date	

Dues are payable to TCQG. Please mail this form along with payment* to
TCQG, c/o Treasurer, PO Box 215, Richland WA 99352

The Tri-City Quilters’ Guild is a nonprofit organization for educational purposes within the meaning of Section 501c(3) of the Internal Revenue Code. Members are encouraged to serve actively on at least one committee each year and to participate in the annual quilt raffle and quilt show. Below, please check any activity in which you are willing to participate.

As a member, I would like to:

- ___ 1. Help in any way I can. Please let me know what is needed.
- ___ 2. Chair or co-chair a TCQG committee. (Examples: raffle quilt, workshops, retreat, publicity, membership, quilt show, etc.)
- ___ 3. Chair or co-chair a Quilt Show committee. (Examples: door prizes, Hoffman Challenge, Merchant Mall, “Round To-It Room,” set-up, take-down, etc.)
- ___ 4. Work during the quilt show.
- ___ 5. Sell raffle quilt tickets.
- ___ 6. Serve as TCQG officer.
- ___ 7. Teach a half-day or full-day class (please specify) _____
- ___ 8. Give a program at a TCQG meeting (please specify) _____
- ___ 9. Other (please specify) _____

FOR GUILD USE ONLY

Dues Received \$ _____ Receipt # _____ Check # _____

Received by _____

Card Delivered New Member Packet

11-08-21

** Would you like to include a little extra for gift memberships for those less fortunate? Just add it to your dues. — Thank you!*


TCQG UFO CHALLENGE 2022


Submit your completed form to Carol Capelle

email: dcapelle@mac.com (or)

mail: 1995 Penny Royal Ave, Richland WA 99352

(See pg 2)



 Remember to keep a copy for yourself!

NAME: _____

Project January Name/Explanation _____

What Needs to be Done _____
 It's not too late to join. Just send in your form and begin in March... Or April.. Or May...

Project February Name/Explanation _____

What Needs to be Done _____

Project March Name/Explanation _____

What Needs to be Done _____

Project April Name/Explanation _____

What Needs to be Done _____

Project May Name/Explanation _____

What Needs to be Done _____

Project June Name/Explanation _____

What Needs to be Done _____

Project July Name/Explanation _____

What Needs to be Done _____

Project August Name/Explanation _____

What Needs to be Done _____

Project September Name/Explanation _____

What Needs to be Done _____

Project October Name/Explanation _____

What Needs to be Done _____

Project November Name/Explanation _____

What Needs to be Done _____

PO Box 215, Dept. QP

Richland, WA 99352

Return Service Requested



The Magic of Color Quilt Show is here at last! Find important information on page 1, 4, 5.

MARCH

Second Monday Board Meeting 3/14

6:30 pm

White Bluffs Quilt Museum

294 Torbett Street, Richland

(All members are welcome.)

Third Monday AM Meeting 3/21

10 am Social Time & Refreshments

10:30 am Meeting & Program

Hillspring Church 1153 Gage Blvd, Richland

Third Monday PM Meeting 3/21

6:30 pm Social Time & Refreshments

7 pm Meeting & Program

Hillspring Church 1153 Gage Blvd, Richland

APRIL

Second Monday Board Meeting 4/11

6:30 pm

White Bluffs Quilt Museum

294 Torbett Street, Richland

(All members are welcome.)

Third Monday AM Meeting 4/18

10 am Social Time & Refreshments

10:30 am Meeting & Program

Hillspring Church 1153 Gage Blvd, Richland

Third Monday PM Meeting 4/18

6:30 pm Social Time & Refreshments

7 pm Meeting & Program

Hillspring Church 1153 Gage Blvd, Richland

Don't forget to renew
your membership!
You can do it right [here](#).

