



■ Upcoming programs

JULY — Four members will share their applique expertise in July: Karen Brun, Cheryl Garrison, Jo Matthias, and Phyllis Maynard will demonstrate applique techniques in a 4-corners format. You might be inspired to enter the applique category of the guild challenge.

AUGUST — Voting and Viewing.

Member Featured Artist candidates will present mini-exhibits of their quilting careers before balloting.



Also on display see tops or quilts created with the pre-cut hearts distributed at February's "Have a Heart" program. Predominantly pastel colorways of the fabrics make them perfect donations for babies or young children. Just by coincidence, CASA is in desperate need.

■ Stash overload?

Sell your extra quilt inventory at White Bluffs' outdoor sale during the annual Hydroplane Race/Art in the Park weekend July 27-28.

Unfinished tops or quilts (recent or vintage, new or used, large or small) will hang from the halyards at White Bluffs Quilt Museum during Water Follies weekend.

Turn your craft or collection into cash. Price your pieces to sell (compute a 25% commission for the museum). Bring them to White Bluffs Friday, July 19 or Saturday, July 20; fill out your consignment documents. Retrieve any unsold items the following week (Tuesday through Saturday from 10-4).



MEMORABLE IMPRINTS — Ruby Tuesday, beloved dog of guild member Kathy Staly and her husband Tom, trots across Kathy's pristine new quilt "Soiree" because of course it was there. Ruby recently passed and left her paw prints on the Staly landscape in many other special ways.

"Bee" celebrates 10 years in the hive

The hive was debating about ways to mark their diamond jubilee when the email from

President's Message

Stash about its 10th anniversary decided them: a classic Bee road trip with a nice lunch. The Stash discounts will help purchase fabric for their next collaboration, which they'll title "We Bee Twinkling" in honor of next year's Focus on the Stars quilt show.

Quarterly road trips were Judy Bacon's suggestion when the Bee formed (when its namesake quilt museum resided on West Van Giesen). The quilt show collections and collaborations started with June Hansen, who tempted everyone with a bargello quilt. The "We Bee" series of show exhibits was Louise Peterson's brainchild. Another



Laurel Sutton
2019 Guild President

Inside this issue

President's Message1
 July & August Programs.....1
 Briefs2
 Board and Who to Contact2
 Meet the Member Artist Nominees3
 Friendship Group forms for Habitat3
 Newsletter Block4
 Programs, Classes, Demos, etc.....5
 Robin Ruth Visits6
 Road Trip Ideas6
 Show News & Challenge Unveiled7
 Raffle Quilt Ready for Take Off!8
 Quilt 'n Lunch Stands Test of Time9
 Local Shops10
 Workshops Sign-Ups11
 Fall Retreat Registration.....12
 Project Linus Dates & Birthdays.....13
 Show Advertising Form15
 Mar & Apr Meeting Dates.....16



Email corrections, comments, suggestions, photos about the newsletter to Carol O'Callaghan at oc.carol@gmail.com. Thanks!

Threads and Notions

■ Auction donation info

For the 2020 Quilt Show the Silent Auction Committee is processing donations as they receive them and wants to be sure anyone with a donation can contact a committee member easily, and donate their items all year long.

AT MEETINGS:

AM: Joan Pedersen & Judy Urrutia
 PM: Floreine Turlington & Laurel Sutton

AT WHITE BLUFFS

Tues-Sat 10 - 4 pm. Please indicate your donation is for the Silent Auction.

For information, call Joan 509-967-5912 or Floreine 225-572-7188. They will also pick up items if needed.

■ Info & social pipeline



Jump on Facebook to share your quilting experiences. Visit www.facebook.com/tcquilters.org.

■ Indigo dying and more

Gather your friends and learn to dye fabric and garments with Jo Matthias. Jo is an expert at indigo, ice dying and various other methods, and can teach groups of 2 to 10. Learn to dye and not have the mess at your house!

Contact Jo to arrange a session:

509-851-3277 or josdyepotstudio2017@gmail.com.

■ 160 and counting


Cyndy Underwood reported at the June meeting that 160 Community Quilts have been distributed

so far this year! What a stellar job, thanks to all who have contributed.

■ Star gallery will inspire

Quilts depicting stars are fun but the stars themselves are pretty awesome too! Over 140,000 visuals of outer space are free to the public in NASA's Image Library,

Find them at www.thisiscolossal.com/2019/06/nasa-image-library/. Who knows, you might find some design inspiration there too!



Horsehead Nebula

WHO DO I CONTACT?

Community Service	Cyndy Underwood
Web Site Editor	Karen Brun
Communications Programs	Jean Keaveney Jo Matthias and Shirley Lacey
Library AM	Sharon Clement
Library PM	Jo Matthias
Workshops, Trips	Barbara Minton
Retreats	Ginny Coffman
Quilt Show Chair	Candy Crandall
Show Co-Chair	Geneva Carroll
Membership	Ardith Eakin
Friendship Groups	Rena Christensen
Sunshine	Sandy Moroney
Facebook	Dianne Cramer
Newsletter	Ginny Hildreth Carol O'Callaghan



EXECUTIVE BOARD & CHAIRPERSONS

OFFICERS

Each officer has 1 vote;
 President only votes to break a tie

President	Laurel Sutton
Treasurer	Jean Zoet
VP AM	Mark Palmer
VP PM	Louise Peterson
Guild Secretary	Nancy Green

www.tcquilters.org

 [facebook.com/tcquilters.org](https://www.facebook.com/tcquilters.org)

Starring 2020 Member Artist nominees

DANA PEARSON ★★★★★



Dana Pearson recently moved her sewing studio from a bedroom to the basement because she needed to accommodate a second longarm. Her new Innova

is computerized, so she can now offer her Courageous Quilting clientele both computerized quilting and custom designs simultaneously.




Almost 15 years into her career as a professional quilter, Dana recently took another brave step: she started a blog, where her

introduction declared, “Creativity takes courage” and “Growth happens at the edge of your comfort zone.” She relishes challenge and variety: “My customers let me work on projects I wouldn’t normally choose for myself,” she says.

When it comes to piecing she prefers modern or improvisational designs in bright, contemporary fabrics. She is a founding member of the Make It Modern friendship group, where her colleagues depend on her upbeat en-“couragement.”



DELLA WARD ★★★★★



Della Ward says quilting is her happy place; at the end of her working career, a crazy quilt restored her sanity. She values having something to show for her time; and she

enjoys the friendships formed in her small group, “Sew What.”

Daughters of a seamstress, she and her sisters all became quilters. Their interests complement each other’s particular focus: Della’s favorite style is applique, another sister pieces, and the youngest owns a longarm. They have a history of block exchanges, fabric challenges and sister quilts, and they inspire each other.

Pinterest and the guild are other sources of ideas for Della. “I’m cheap. I don’t like to pay for patterns,” she says. From a picture, she can reverse engineer the piecing directions.

She likes handwork although she has not quilted by hand since 1989. Her husband was on the night shift, and she stitched up a Thousand Pyramid quilt – the “Night Shift” quilt. “And I did a pretty good job of preserving my points!”



JEAN ZOET ★★★★★



Jean Zoet has an insatiable appetite for art, and is especially inspired by nature which she learned to appreciate growing up in Anacortes.

She started quilting before

the rotary revolution. With her interest in learning and experimentation, she completed projects in many traditional patterns and techniques. Then she was ready to move on. Not a linear person, she figured out ways to create swirly, circular, more organic shapes.

After cotton came wool and taffeta and silk and upholstery fabric. And embellishment. And dyeing, discharging, painting, and inking.

Jean is a multi-talented mixed-media machine (witness her four challenge quilts last year!). Like an impressionist painter, she loves to interpret photos in her work, and has learned to appreciate the Tsukineko inks techniques that can produce remarkable accuracy.


While she has moved away from piecing, Jean is still a quilter, honing her free motion style to use thread impressionistically, for artistic effect.




Dutchman's Puzzle



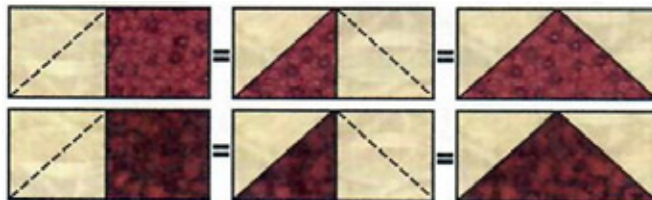
- You will be provided with one 7" strip of background.
- You will need to provide one 3 1/2 x 26" strip in a purple shade and one 3 1/2 x 26" strip in a yellow/gold shade.



Cut the background color into two 3 1/2" strips, then cut each strip into 3 1/2 x 3 1/2" squares (16 squares).



Next cut your purple and yellow 3 1/2" strips into four 6 1/2 x 3 1/2" rectangles.



Mark the diagonals of the wrong side of each background square. Then draw a second line 1/2" from the diagonal (2nd line is not shown in picture).

For EACH of the purple and yellow rectangles, place a background square, right sides together, aligned on top of one end and sew on both lines. Make sure the shorter line is to the outside. This method saves the outside piece as a smaller square instead of being waste. Cut between the two lines, press seams toward the corner and repeat on the opposite end. You will need four of these of each color. Save the cut off corners and turn them in for future projects.

TO PIECE THE BLOCK sew two of these new rectangle units together, as shown. Make four of these units and then piece them, first as rows, and then sew the two rows together to make your block.

Used with permission of Quilters Cache, www.quilterscache.com. Any modifications are purely the responsibility of the Tri-Cities Quilters' Guild.

Programs, classes, demos & more

Opportunities to ignite your creative spirit, expand your skills and broaden your artistic sphere. Visit whitebluffscenter.org.

Log Cabin variations a tribute to hearth & home



The Log Cabin is a well known block that has been used over and over in American quilting. It is traditionally made with a red center then sides or “logs” are added around the center. These were cut strips of light and dark scraps.


Since the small log cabins of early American history had one room with a fireplace for cooking and heat, life was lived in that room. The red square represents the fireplace, thus the red center then all the ‘logs’ were built around that square.

White Bluffs would like to invite you to take part in its Log Cabin Challenge. Participants have until the first week of

August to put their rendition of the pattern together. The finished piece will need to be no larger than 20” x 20” and needs to be finished. The piece can be made with any type of fiber, be it cotton, polyester, wool, yarn, old carpet or even weeds, for the adventurous. The patterns that are considered “log cabin” vary. These can include the pineapple block, wonky, half and straight furrow.

Bring finished quilts into the museum by Saturday, August 10. That day is a “Soup, News & Demo Day, so bring your blocks, your curiosity, and your appetite at noon to take part.

White Bluffs will hang all entries and ask that the public vote on their favorite. First, 2nd, and 3rd place winners will be announced Oct 19, during the Fiber Fest activities.



WHITE BLUFFS CLASSES:

For Soup, News & Demo Days, a \$5 donation is requested for lunch

July 13 noon

HARDANGER EMBROIDERY

Traditionally worked with white thread on white even weave linen, using counted thread and drawn thread work. We will have samples to admire that are over 100 yrs old.

August 10 noon

LOG CABIN QUILTS

A look at all of the many variations of the log cabin quilt block. This will tie in with our Log Cabin Challenge! See contest block entries, all due on this day, and vote.

White Bluffs Quilt Museum • 294 Torbett, Richland • 509-943-2552

White Bluffs Museum reaches out to members

White Bluffs Quilt Museum is seeking volunteers to work 3-hour shifts. If you would like to spend some time helping please contact Jo Matthias swede22nd@aol.com and find out how easy it can be to spend a few hours at the museum. White Bluffs is open 10am - 4pm Tuesday through Saturday.

IMPORTANT NOTE — Is your membership up to date? Members must be current to utilize the facility, and to sell items in the Marketplace. Your support is needed to keep the doors open, if you are behind, please send or bring in your dues today!

Fiber Fests Classes: (At White Bluffs)

Monday, July 8, 1-4 pm

Stencil a Tee Shirt

Ages 9-adult

Friday, July 12, 1-3 pm

Machine Sewing Basics

Ages: 8-adult

Saturday, July 13, 12 noon
Embroidery Demonstration

Tuesday, July 16, 1-4 pm

Woodworking/Woodburning

Ages: 10-adult

Friday, July 19, 1-3

Friday, August 16, 1-3

Beginning Weaving

Includes a warped loom, yarn

Ages: 9-adult (two classes)

Friday, July 26, 1-3

Make a Bag — any size

Ages: 10-adult

July 30, 31 and August 1, 2

Learn to Knit | 4-day class

Ages: 10-adult

Friday, August 2, 1-4

Crazy Quilt Pillow

Age: 10-adult

Friday, August 9, 12-4

Twining

Receive a 16X20 twining loom

Age: 12-adult

Wednesday, August 21, 10-12
Kumihimo (Japanese Braiding)

Age: 10-adult

Friday, August 23, 1-3

Rigid Heddle Weaving Demo

Friday, August 30, 1-3

Make a Market Bag

Age: 10-adult

Friday, Sept 6, 1-3


Tablet Weaving Demonstration

**More dates & info on all classes
at whitebluffscenter.org
Follow classes link.**



Robin Ruth amuses and amazes with possibilities of Mariner's Compass innovation

Innovator, workshop instructor and vivacious speaker Robin Ruth shared dozens of her quilts at meetings Monday June 17, all based on her unique Mariner's Compass system. Members had their eyes treated and imaginations expanded as Ruth treated them to colorful geometric possibilities that kept getting more magical as one quilt followed another. Ruth held two workshops on the following days, one meeting added due to popular demand.



A few destinations for quilt lovers looking to road trip

WOOLLEY FIBER QUILTERS ANNUAL QUILT SHOW "United We Stand"

JULY 12-14 • Fri 10 - 5 Sat 10 - 5 Sun 10 - 4
Cascade Middle School
905 McGarlie Road, Sedro-Woolley

Over 250 quilts, vendors, bed-turning, demonstrations, member boutique.
Featured artist Louise Harris

- Admission still only \$3.
- woolleyfiberquilters.blogspot.com

BELLINGHAM MODERN QUILT GUILD* MQG Showcase Now through AUGUST 25 Lightcatcher building 250 Flora Street, Bellingham (See Picture)

Experience the power of modern quilting in an exhibition of 60 innovative and inspiring quilts that represent the best of the past decade. Modern quilts are creative expressions made with needle and thread, fabric, and time, expressing today's aesthetic through a generations-old traditional craft.

- Juried
- Hands-on activities



* The Modern Quilt Guild is a community of more than 12,000 quilters across six continents and 39 countries. Visit www.whatcommuseum.org for more info and a video promoting the show.

- "Ask a Quilter" Saturdays 2:30-4:30pm

WALLA WALLA VALLEY 20TH ANNUAL QUILT FESTIVAL

September 13-15 • 10 am - 5 pm (3 pm on the 15th).

- Nationally featured quilter Shannon Gillman Orr.
- Challenge theme this year is "CELEBRATE"
- Cash prizes to first, second and third place winners.
- wallawallaquiltfestival.org.

SEA PAL QUILTERS

26th annual "What of a Quilt Show"
Sept 20 - 22

Ocean Shores Convention Center, Ocean Shores

VALLEY PIECEMAKERS QUILT CLUB "Quilting in the Forest"

Sept 1-2
Heyburn Elementary Gymnasium
St. Maries, ID

SEW-Q's FINAL AUCTION

Sept 28
(viewing at noon, bidding at 1 pm)
Chaplaincy Administration Building, 1480
Fowler, Richland

Focus on the Stars

2020 QUILT SHOW COMMUNIQUE

BY CANDY CRANDALL & GENEVA CARROLL

The stars are coming into focus as we move forward with the plans for our 2020 quilt show. We are excited to announce that Teresa Silva has just confirmed to be our Featured Guest Artist.

Thanks to those who gave us so many wonderful quilt show challenge ideas — it was very hard for us to choose just one, so we chose two! Joanie Jensen and Shirley Lacey have been working together to come up with a great challenge for all of us (see below).

We have three general categories for your quilts this year.

- ★ Stars — just what it says STARS
- ★ Focus Hindsight — Think past patterns, artists and fabrics
- ★ Focus Foresight— Possibly futuristic, modern patterns, artists, fabrics

We are going to need your committed help to make another great show happen. Please reach out to your fellow quilters and team up or volunteer yourself to take on a quilt show job. You won't be alone, lots of experience and guidance is at the ready. Consider helping with publicity. If you have a flair for writing articles for publications we could use your help to get the word out for the show. (The outgoing publicity crew will be happy to mentor.) We need everyone to think of one or two places who might like to advertise in the program. If you'd like to approach just the businesses you often frequent, please use the ad form on page --. We could also use a team to take the lead on the community service booth.

Geneva and I look forward to working for and with all of you to create another wonderful Quilt Show this year. Remember many hands make light work.

Keep quilting!! We can't wait to see what you create this year.

And please let us know what you are willing to help with for our 2020 quilt show.

Candy: 509 531-8550 candysquiltsandthings@gmail.com

Geneva: 916-768-9979 genevacarroll@yahoo.com

Challenge

THINK "SKINNY QUILTS!" Have FUN! Be creative, try a new idea, use up your bits and bobs, make a gift, go where no (wo)man has gone before!

"SKINNY QUILTS" — BASIC RECIPE:

1. 7" or less wide
2. 40-42" long (width of fabric)
3. All entries will be hung vertically
4. Three layers – top, batting, batting

OPTIONS:

- Any fabric, any embellishments
- Any edge finish (bind, face,

- envelope...
- Plastic canvas strip available for flat hanging
- Enter up to 5 pieces in up to 5 categories
- Quilt show theme: stars
- Seasonal/Holiday
- 3-D non-fabric embellishment
- Applique
- Embroidered and/or painted,

- bleached, dyed
- Traditional blocks, pieced by any method
- 16-years-olds & under category
- Submit Feb 24 – Mar 7, 2020 at many local fabric retailers
- Identify with your name, phone number and category.

Enjoy! Joan Jensen & Shirley Lacey

Beautiful butterfly emerges after winter of inspiration, imagination, collaboration

After fun and fruitful brainstorm sessions at the May meetings, the official title for our 2020 raffle quilt was chosen by its steering committee. Make It Modern members Sharon Clement, Connie Achord, Karen Brun, Geneva Carroll, Cathy Jackson, Dana Pearson, and Louise Peterson decided to call it “Modern Metamorphosis.”

At its June debut, they shared the story of how it came to be: about this time last year, Laurel Sutton asked the group to consider contributing the raffle quilt and suggested the Tula Pink Butterfly design. The members agreed, and she got the designer’s permission. Simultaneously/serendipitously she asked if Jason Yenter and Laurie Shifrin would furnish fabric from In the Beginning. Generously, they agreed: the Dreamscapes line was a unanimous choice.

The fabric arrived. The core committee decided what fabric to put where, cut the requisite pieces, and created mini-kits for the MIM sewists. Piecing was done during the blizzard season. Karen and Geneva put the big pieces together. Dana quilted. Cathy bound. Geneva designed the label.

It is beautiful. And it could earn us big bucks, if we can send it out on a major migration. See below to find out how to join the raffle team. Photo by John Clement



Guild is seeking energetic, creative raffle ticket team to get eyes on this special 2020 butterfly quilt prize

The tickets are printed, underwritten again by Ginny Hildreth at Discount Vac and Sew, who hopes to see many of the attached coupons used



at her store.

We are in need of a marketing team as creative and efficient and effective as the manufacturing crew. Laurel and Jo

Matthias are leading by default at the moment. They need a “comptroller” to run the raffle business – keep track of tickets, revenue, venues, and volunteers. **They envision an organization of independent entrepreneurs.**

If you know of places where crowds gather — especially non-quilters — they’d like you to consult the comptroller, book the venue, and take charge of transporting the quilt and its accessories to and from the event. Volunteers can be procured at Guild meetings, if lead times are long enough.

To volunteer contact Jo 509-51-3277; or Laurel at 509-420-4322.

Name _____		City, State, Zip _____	
Phone _____			
Address _____			
Tri-City Quilters' Guild 2020 Raffle			
		Quilt: "Modern Metamorphosis" Designed by Tula Pink. Fabric donated by In the Beginning. Pieced by members of Make it Modern. Quilted by Dana Pearson.	
		\$1	
Drawing: 4:30 pm March 20, 2020 at the TCQG Quilt Show & Merchant Mall March 19-20, 2020  Three Rivers Convention Center, Kennewick, WA			
Need not be present to win • www.tcquilters.org			
Discount Vac & Sew			
			
119 W 1st Ave, Kennewick, WA Machines • Classes • Fabric • Tools All your Sewing and Vacuum Needs 20% off any one item, exp 3-20-20			



Ladies interweave support, love into long standing friendship group

BY LAUREL SUTTON

Monday Quilt 'n Lunch Bunch is guild's longest-running small group

On the second Monday in May, Bev Lien hosted Nansi Bainard, Barbara Smith, Betty Brooks, LaVon Richey, and Elaine Kutschkau for quilty conversation and lunch. She pulled out a scrapbook to help the group's gentle reminiscence.

Sometime in the early '80s, Barbara Smith and Nansi Bainard encountered each other at Fabricland. It wasn't long before they were meeting regularly at the home of Janet Brown, who convened the group. Even though most of them worked full time, they scheduled a week-long retreat in Leavenworth every year for two decades. They have embarked on many common projects – round robins, row robins, community service quilts. And they continue a tradition of “birthday asks.”

Along the way, members have been lost — an honor roll of Guild stalwarts: Janet Brown, Margaret Fortune, Bonnie Thompson, and Eula Dewitz. MLB's dwindling enrollment has corresponded with the members' downsized homes. But all the hostesses have space for one or two new members. Nansi says, “This is a great group for a novice quilter: we have years of experience and all sorts of expertise.” And years of practice being present for each other.

For information on joining the group call Nansi 509-943-4755.



With pile of baby quilts, Bev Lien (top left and above) is ready for great grandbabies. Bev shares her quilts with fellow MLBs and good friends (l-r) Barbara Smith (in background), Betty Brooks, and LaVon Richey.

Printing & Advertising Information for Quilter's Press

■ **Quilter's Press:** published six times per year by the Tri-City Quilter's Guild, PO Box 215, Richland, WA 99352

■ **Subscription:** (6 issues/year) \$10.50 per calendar year, or included in the annual membership dues.

■ **Send to Editor (in writing):** your comments, information, articles, announcements. Future events for all quilt groups published free of charge. Editor: Carol O'Callaghan 509-289-9065 oc.carol@gmail.com
Items will be used as space permits.

■ **Advertisements:** TCQG members receive one free personal advertisement (business card size) per year. Business Advertisements: quilt-related shops, fabric shops, and persons who operate a home-based quilt related business. Rates are listed at right. Display ads should be camera ready.

■ **Deadline for Newsletter Input:** 15th of February, April, June, August, October, and December.

Quilter's Press Advertising Rates Per Issue

Business Card	\$10 non-members — \$5 for members
Classified	\$1 per line - \$5 minimum (same for members)
Quarter Page	\$20 non members — \$10 for members
Half Page	\$40 non-members — \$20 for members
Full Page	\$80 non-members — \$40 for members

TCQG members may place one free business card size ad per year.



Local Shops

CRAFT WAREHOUSE

7411 W Canal Drive, Kennewick, WA
509-783-9663
10% discount on one item per visit - show your card

DISCOUNT VAC, SEW & FABRICS

119 W 1st Ave, Kennewick, WA
509-586-1680
www.discountvacandsewwa.com
10% discount to TCQG members n regularly priced fabric

FABRIC 108

5215 W Clearwater Ave, Suite 105, Kennewick, WA
509-586-0108
Email: fabric108@yahoo.com
www.fabric108.com

HONEY BEE QUILTING

713-A 9th St, Benton City, WA
509-578-4715

JANEAN'S BERNINA

6303 Burden Blvd in Pasco
509-544-7888
www.janeansbernina.com

JOANN FABRICS

751 N Columbia Center Blvd, Kennewick
509-736-0970

QUILTANIA

1442 Jadwin Ave, Richland
509-946-7467 (PINS)
Email: quiltmania@verizon.net
15% discount to TCQG members on fabric and notions

SANDY'S FABRICS AND MACHINES

24 N Benton, Kennewick
509-585-4739 (ISEW)

THE SEWING BASKET & GIFTS

1108 Wine Country Road, Prosser, WA
509-786-7367
10% discount to TCQG members

Candy Crandall • Longarm Quilter
Candy's Quilts & Things



509-531-8550
68403 NSR 225
Benton City, WA
candysquiltsandthings@gmail.com



Susan Engelking
(509) 578-4715
engelking20009@aol.com

Custom Machine Quilting

Open Tues - Sat 10am - 4pm
713-A 9th Street
Benton City, WA 99320

Fabrics • Quilting Supplies • Classes

Curly Q Quilting



- Bed Quilts
- Wall Quilts
- Yardage for Bags, Clothing etc
- Basting for Hand Embroidery

Hand-Guided
Longarm Quilting

Joanie Jensen
509-531-9651

AREA 51 QUILTING

RENA CHRISTENSEN
OWNER / QUILTER

34803 N Firewood Dr. Benton City, WA 99320
480-242-1508
awof1234@yahoo.com

Put your business card in the newsletter free one month each year. Beyond one month is \$5/month, so 1 year = only \$25.

SHOP LOCAL • THANKS!

Laura Heine Certified Instructor Brigitte Okamoto
September 17-19, 2019

Have you ever bought one of those wonderful collage patterns by **Laura Heine** and then were unsure of what to do with it. TCQG is bringing **Brigitte Okamoto**, a Laura Heine certified instructor, from Kallispel, MT, to give a 2½ day workshop. Choose a Laura Heine pattern and have a fun and relaxing time finishing your collage. This is a **NO SEWING MACHINE** workshop.

Location: United Way Auditorium in Kennewick

Dates: Sept 17 Tues 5-8pm, Sept 18 Wed 9am-8pm, Sept 19 Thurs 9am - 4pm

Cost: \$120 and purchase of a Laura Heine pattern



Colleen Blackwood, October 19, 2019



The National featured Artist from our 2019 Quilt Show has agreed to teach another class for TCQG. You have a choice between two of her original patterns:

"Out of Focus" or "Collision Course"



Location: United Way Auditorium in Kennewick

Date: Saturday, October 19 9am-4pm

Cost: \$40 plus purchase of one of Colleen's patterns



Questions?? Contact Barbara Minton at 509-392-1684 or mintonba@hotmail.com



[] **Brigitte Okamoto Workshop (Laura Heine Collage)** 2½ day Sep 17-19, 2019
 \$120 (\$50 deposit required) with balance paid no later than Sept 1st

[] **Colleen Blackwood Workshop** One-day workshop on Saturday October 19th, 2019
 \$40 for class plus Purchase of pattern, either "Out of Focus" or "Collision Course"

Name _____

Phone No. _____

Email Address _____

IMPORTANT: Write e-mail address legibly as additional information and supply lists will be sent by e-mail

Street Address _____

City _____ State _____ Zip _____

Mail Registration along with check for \$50 deposit or total amount (payable to TCQG) to:

TCQG-Treasurer
 PO Box 215
 Richland, WA 99352



Tri-City Quilters' Guild

2019 FALL RETREAT

Oct 1-6 (Tues - Sun)

Retreat begins at 10 am Tues, ends at 3 pm Sun

Ascension School Camp & Conference Center — 1104 Church Street, Cove OR 97824

Required Deposit \$50 • Final Payment Due: Sept 21

Name _____ Phone _____

E-mail _____

Address _____

City _____ State _____ Zip _____

- Please check one box {
- Tuesday - Sunday, 6 days / 5 nights / 7 meals: \$400*
 - Wednesday - Sunday, 5 days / 4 nights / 7 meals: \$350*

Names of Roommates: 1. _____
2. _____


Room Preferences: 1. _____
2. _____

- Two handicap rooms available (4 beds) on a first come first served basis with payment
- Please indicate food allergies
- Note there are 18 spaces available. These will be filled in order of forms/payment postmarks (if mailed) or date hand-delivered to Ginny Coffman (at White Bluffs) or guild treasurer.

Mail registration form with deposit or full payment to

TCQG - Treasurer
PO Box 215
Richland, WA 99352

2019 Fall Retreat at Cove, Oregon





Project Linus

*Providing Security
Through Blankets*

SATURDAY, July 6 10 am – 4 pm
Team Battelle/Workparty
Quinault Baptist Church
5400 W Canal Dr, Kennewick
509-460-7120

THURSDAY, July 11 10 am – 4 pm
Quilting at the Library
Richland Public Library
955 Northgate Dr, Richland
509-942-7454

SATURDAY, Aug 3 10 am – 4 pm
Team Battelle/Workparty
Quinault Baptist Church

THURSDAY, Aug 8 10 am – 4 pm
Quilting at the Library
Richland Public Library
509-529-7755

SATURDAY, Sept 7 10 am – 4 pm
Team Battelle/Workparty
Quinault Baptist Church



www.projectlinus-tc.org

JULY

Connie Achord
Sue Cornell
Aicha Bourouh
Sharon Clement
Janelle Domarotsky
Linda Gleason
Teresa Goodnight
Jan Greenwell
Susan Havre
Sharon Kerber
Deborah Landon
Beverly Lien
Karen Michaels
LuElla Morrison
Sarah Orr
Dana Pearson
Jeanette Perdue
La Sterling Donna
Donna Tulberg
Sonia Valez
Jan Yancy



AUGUST

Michele Boston
Karen Brun
Rena Christensen
Dianne Cramer
Jeannie Denbo

Patricia Evans
Nancy Graves
Alice Ikenberry
Judy Kees
Debbie Lucas
Roxanne Overman
Lois Pedersen

Linda Porter
Linda Ruskauff
Megan Schofield
Donna Seely
Nan Seidel
Teresa Selph
Jean Zoet

**If it is your Birthday Month, please bring treats to share at the meetings.
Thank you!**

GUILD FABRIC CLOSET

Need fabric or batting to complete a Guild project? Decluttering the sewing area? Check out the Closet! Fabric donations are welcome.

Kathy Kaser-Nichols' office
229 N Fruitland, Kennewick
509-586-7335

"Creativity is contagious — pass it on"



Attributed to Einstein, this quote was never more true than when guild member Monica Shipley recently encouraged her daughter Sarah to make a quilt of her own. The 4-year-old (not a typo) proceeded to pick out the pattern and fabric, then cut and pieced this Bargello table runner with her mother's minimal guidance. Sarah's only dismay occurred when she realized she wasn't allowed to actually run across the table on it. The quilt will surely be an heirloom in her family lore. It took her three weeks. Wouldn't it be fun to jump ahead a generation or so and see what this child is capable of then. (NOTE Many children's classes in sewing, weaving, dyeing, and more are available to share with the young people in your lives, see page 5 to learn more.)

We're really not kidding — help is needed

About 250 talented women — and one man! — make up our amazing guild. We do so much and have so much impact in the community. But all that productivity takes work. If you're ready to help keep the magic happening, please consider jumping into one of these roles.

Never done any of these

jobs? Don't worry — we'll train and guide you! You work? Many of our volunteers also work *and* have kids.

Raffle Wranglers: arrange a venue and transport the quilt/accountrements, staff the table with volunteers and sell tickets. Members Jo Matthias and Laurel Sutton are default leaders at this time (and they

already do 10 other things.)

Publicity—in Pieces:

- Writer of press releases
- Mailer of packages (Jan)
- Inventor of ways to broadcast news all year of meetings, programs, activities.

• **Street Signs:** Clean, update, assign placement (Jan/Feb). Contact Jean Keaveney 509-947-5353.

President's Message

From page 1

tradition — alphabet quilts for Bee babies — began with pink and blue variations for Marti Cummings' twin grandkids. By now, it seems, the baby boom has ended: many grands and a few greats own Bee quilts.

From the beginning, the Bee committed to meeting weekly (to cultivate connection) without refreshments (to care for waistlines). When they discovered the joys of sewing together, they designated one, then two meetings a month as all-day sewcials, sometimes with lunch out, sometimes with potluck buffets. Lately, because nobody needs more fabric, the road trip days have turned into workshops — Judy Gelhaus coaching how to make a fractured quilt — or sweatshops — Barbara Atwell organizing an assembly line for commu-

nity service quilts.

Because the door is always open at White Bluffs Quilt Museum, the door is always open at the Bee. The member list now tops 20, and nearly half of them are transplants to the Tri Cities. It's a source of pride that the busy camaraderie can attract so many different tastes and talents. And a shock that ten years passed in such a flash of friendship. Time flies when you're having fun.

— Laurel

Just for fun


<https://shop.mybluprint.com/quilting/article/fabric-personality-quiz/>

<https://www.favequilts.com/Block-Patterns/Which-Quilt-Block-Pattern-Are-You#qlbwFDSWFVOewObH.32>

Please help us pay for our 2020 show program by asking those businesses you frequent if they'd like to be in the program next year. Programs end up in about 1,500 households, full of folks who not only sew, but eat food, drink coffee, garden, get hair cuts, send flowers, and do all kind of other things in our local businesses.

On the following page you will find an advertising submission form that you can print or detach from your printed newsletter and take to your businesses of choice.

Thanks so much for your help! Go team!





Tri City Quilters' Guild • 36th Annual Quilt Show March 20-21, 2020
 Three Rivers Convention Center, Kennewick, WA

Application to Advertise in 2020 Show Program

The show program will be provided to our 1,800 show attendees. Your advertisement will reach those individuals who love art, quilting and needlework and who live and work in your community, as well as out of town visitors. Show program advertisements are a cost-effective way to share your business capabilities with patrons of fabric arts and their families. The program is 5.5" x 8.5" with over 40 pages, and saddle stitched with a full color keepsake cover featuring the work of our guest artist Teresa Silva (Yakima) and member artist (to be determined). Past experience has shown that including a coupon can encourage attendees to save and explore their booklets well after it the show is over.

Business Name		
Contact Name		Phone
Street	Email	
City	State	ZIP
Website		

Description	Price	Enclosed <i>(checks only)</i>
Full-page Color 4.5" x 7.5" outside back cover	\$225	
Full-page Color 4.5" x 7.5" inside front or back cover	\$200	INSIDE FRONT COVER SOLD
Full-page BW 4.5" x 7.5" within the program booklet	\$150	
Half-page BW 4.5" x 3.75" within the program booklet	\$85	
Quarter-page BW 4.5" x 2" within the program booklet	\$50	

Total Enclosed _____

IMPORTANT INFORMATION

- To ensure the best quality, please submit your logo, desired content, or completed ad electronically to oc.carol@gmail.com. If mailing ad content, please send flat and do not fold to Carol O'Callaghan, 9903 Coronado Dr, Pasco WA 99301. If desired, a display ad can be created for you at no cost (contact Carol 509-289-9065). Checks should be mailed to the treasurer, however, see below.
- Electronic ad copy may be sent electronically; however your ad cannot be included unless payment is received by Feb 10, 2020.
- Tri-City Quilters' Guild will handle requests for advertising on a first-come-first-served basis and will not be responsible for misdirected entries.
- Questions? Contact Carol O'Callaghan at oc.carol@gmail.com or 509-289-9065 **OR** Kathy Staly at kathystaly@yahoo.com.

Advertising submission/payment deadline — Feb 10, 2020

Checks payable and mailed to:

TCQG

PO Box 215

Richland, WA 99352

Thank you!

PO Box 215, Dept. QP
Richland, WA 99352

Return Service Requested



*"Butterflies are self propelled flowers."
(R.H. Heinlein) See page eight for
feature story on new raffle quilt.
(Photos by John Clement)*

JULY

Second Monday Board Meeting 7/8

6:30 pm

White Bluff's Museum

294 Torbett Street, Richland

(All members are welcome.)

Third Monday AM Meeting 7/15

10 am Social Time & Refreshments

10:30 am Meeting & Program

Hillspring Church 1153 Gage Blvd, Richland

Third Monday PM Meeting 7/15

6:30 pm Social Time & Refreshments

7 pm Meeting & Program

Hillspring Church 1153 Gage Blvd, Richland



At the 2019 TCQG Show, Roxie Ross of Benton City shared this patriotic tribute "Stars and Stripes," a pattern from Missouri Star Quilt Company. Candy Crandall did the quilting.

AUGUST

Second Monday Board Meeting 8/12

6:30 pm

White Bluff's Museum

294 Torbett Street, Richland

(All members are welcome.)

Third Monday AM Meeting 8/19

10 am Social Time & Refreshments

10:30 am Meeting & Program

Hillspring Church 1153 Gage Blvd, Richland

Third Monday PM Meeting 8/19

6:30 pm Social Time & Refreshments

7 pm Meeting & Program

Hillspring Church 1153 Gage Blvd, Richland