

■ COLOR BRIGADE FORMING

Join us and help make magic at the 2021 Quilt Show "The Magic of Color" March 25-27, 2021. Please contact Geneva and she'll find the perfect job for you: 916-768-9979 genevacarroll@yahoo.com.



Enjoy the show from the inside out. (See page 3.) Thanks!



■ TAILGATE.3 IN THE WORKS

Tailgate.3 is reprising its winning formula outdoors and in:

- Saturday Sept 19, 10 to 2
- White Bluffs Quilt Museum

White Bluffs will host our Community Service swap meet on the sidewalk as well as indoor sales of items from our Silent Auction and their Marketplace; masking and distancing policies will be observed.

Tailgate.2 collected 52 comfort quilts; the Guild and the Museum netted approximately \$1,000 each.

- Check out kits for piecing and bundles for quilting—lots of new fabrics!
- Turn in finished tops and quilts for community service.
- Shop the bargain tables for fabric and supplies. (Ed: Talk about your candy shops, there are hundreds of enticing little fabric bundles.)



- Show and Tell your quarantine projects.
- Bring a lawn chair to sit, stitch and visit.

Employing "Handmind in Covidtide"

Last month, in my despondence, I might have been too quick to jettison the Christmas scissors metaphor. Recently I re-read a blog post by Alan Jacobs — "Handmind in Covidtide" — (partly because I love his liturgical term for the pandemic), and I saw, in italics, "snip, snip, snip"! He is trimming a hedge with old-fashioned, beautifully-functioning garden shears. Because of the corona virus, he has eschewed technology (no danger of cutting an electric cord; no battery to re-charge) and re-discovered the joy of manual labor.

He recalls a relevant passage by Ursula LeGuin:

"Nothing we do is better than the work of handmind. When mind uses itself without the hands it runs the circle and may go too fast; even speech using the voice only may go too fast. The hand that shapes the mind into clay or written word slows thought to the gait of things and lets it be subject to accident and time."

We know the work of handmind: our hands shape our minds into quilts and slow our thoughts. We concentrate on the motion of needle and thread, and when machinery seems too swift, we take up our handwork. Slow sewing lets us concentrate on emotion: with love and hope, we send our creations into the world of "accident and time." Eventually, the Covidtide will turn.

~ Laurel

President's Message

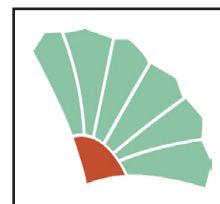


Laurel Sutton
2020 Guild President

Quarantine Quilt Show in Historic Downtown Kennewick

Cancelling the quilt show did not erase our impulse to strut our stuff for the community. The surrogate quilts-on-the-fence idea from Monica Shipley and Carol O'Callaghan has morphed into a sort of flash mob — a smaller/shorter/less labor-intensive opportunity in cooperation with Historic Downtown Kennewick.

The Guild exhibit will be the pop-up feature on Saturday, September 26 from 10 to 4 on the 300 block of the temporary pedestrian mall on Kennewick Avenue. In addition to our



POP-UP SHOW

own publicity on social media, we'll benefit from Historic Downtown Kennewick's hype.

We'll take our half dozen portable quilt stands and fill them front and back for oohing and aahing. One front will flaunt the raffle quilt, and we'll sell tickets, talk up the Guild missions, recruit members, and invite spectators to the Magic of Color in 2021.

How to Participate: We're taking reservations for quilt stand space (about 90x90). Phone Terese Pratt —

Inside this issue

President's Message1
 Pop-Up Show in Kennewick1
 Call for Show Volunteers1
 Tailgate.3 Date Set1
 Briefs2
 Quilt Show Chair Comments3
 Mini Show 'n Tell3
 Building your Tool Kit4
 Call for Sewing Room Ideas.....5
 Birthdays5
 Let's Connect.....6
 Raffle Tickets & Quilters' Press Info.....7
 Next Meetings8



SHINE ON HARVEST MOON — I was looking for a quilt to convey the mood of the end of summer and found this in my files. Eddie Walker from Walla Walla combined the *West and Stars* and the approach of fall in this TCQG Show Quilt "Harvest Star." "This is an original pattern of mine," she wrote, "inspired by the 'Big Bang' quilt. Additional diamonds...make the star stand out. The image I was going for was a Harvest Moon."

Send corrections, ideas, photos, feedback to Carol O'Callaghan at oc.carol@gmail.com.

BRIEFS

■ Meetings à la "ZOOM"

Board meetings are always open to the general membership and with the COVID quarantine curtailing get



together, this might be just the time to try attending one — via the Zoom app on your digital device. If you're interested in listening in on board decisions, seeing familiar faces and possibly contributing to the discussion, contact Karen Michaels karen@pkmichaels.com who will email you an invitation link to connect. We hope to see you!

■ Workshop Postponed

Cheryl Garrison wants to let the membership know that Nancy Roelfsema has postponed her workshop until next spring.

■ Keep Calm & Sew On

The year of the UFO is over the half-way hump. Keep plugging away, reporting to Carol Capelle (AM) or Lois Pedersen (PM). Post your pics on Facebook and submit them to Carol O'Callaghan for the newsletter "Show & Tells."

The Paisley & Plaid project deadline has become a moving target. As soon as you're done (top or whole quilt), post on Facebook or submit to the newsletter (oc.carol@gmail.com).

The Guild black & white challenge is still on the traditional time table. You've got until late Feb or early March to design and finish a 40x40 maximum masterpiece.

Jan Yancey's Christmas row quilt is in progress, but you can still jump in (Jan: pansypainter@gmail.com)

■ Nominations/Elections

AGAIN, it is that time of year. These members have agreed to stand for election:

- President – Laurel Sutton
- Secretary – Nancy Green
- Treasurer – Trista Self
- AM VP – Mark Palmer
- PM VP – Jean Keaveny

Without meetings, we cannot entertain nominations from the floor, but we can collect them via email and present in the Nov/Dec newsletter (oc.carol@gmail.com); please put "TCQG Nominations" in your subject line.



If there are plural candidates for office, we can hold an actual election! If not, the single nominees will take office in January 2021.

WHO DO I CONTACT?

Communications	Dianne Cramer
Website	Nancy Graves
Facebook	Dianne Cramer
	Ginny Hildreth
Newsletter	Carol O'Callaghan
Community Service	Cyndy Underwood
Education	Jo Matthias
Workshops	Cheryl Garrison
Library AM	Sharon Clement
Library PM	Jo Matthias
Quilt Show	Geneva Carroll
Show Co-Chair	Teresa Goodnight
Member Services	Ardith Eakin
Retreats	Ginny Coffman
Friendship Groups	Carol Capelle
Sunshine	Sandy Moroney



EXECUTIVE BOARD

OFFICERS

Each officer has 1 vote;
 President only votes to break a tie

President	Laurel Sutton
Treasurer	Trista Self
VP AM	Mark Palmer
VP PM	Louise Peterson
Guild Secretary	Nancy Green

WWW.TCQUILTERS.ORG

facebook.com/tcquilters.org
[TCQG Members-Only Group](#)

Quilt Show: Encouraging words heading into fall

Ah, the dog days of summer. The kids having their last hurrahs before school starts and we are getting into regular schedules. It's a bittersweet time of the year.

This year is different of course, but still the same in a lot of ways. I was able to spend a lovely afternoon with two of my Gang of 5 friends under my new pergola, sipping lavender iced tea. It is so important for our mental health to be with people who encourage us, give us positive feedback and lift us up. My friend Jean Zoet was showing the amazing work she has been doing this summer. She has made several beautiful scenes using inks and quilting. After we had oohed and aahed over her work she said "I want to take the next step in personal growth



by taking on something I do well and expanding it artistically. Doing it with joy. Doing it with excitement." Jean put into words exactly what many of us feel. I hope Jean's sentiment causes you to think about your own artistic journey.

Along that vein I signed up for three one-hour video classes with Jean Wells. I have been an admirer of Jean for many years. I have learned a lot from her books and artistic style. These videos are about color and composition and are very informative as well as affordable. You can check them out at www.stitchinpost.com.

In quilt show news I am happy to announce that Teresa Goodnight

has joined our team as the Co-Chair. Welcome Teresa! As we settle into fall, I will be contacting the team for discus-

sions on moving forward. With things still uncertain we may need to adapt a bit. Stay tuned!

I hope you are working on your color quilts and your black and white challenge quilt. I have finished my challenge piece and am quite pleased with it. I am currently finishing up some Christmas presents. I am making four tote bags for my daughters. As usual there are obstacles! I am sure that the fourth bag will be perfect after all that practicing!

Take care my friends. Sew on!

- Geneva

Join our Team!

Geneva and Teresa will find just the right "Magic of Color" Quilt Show job for you. Contact Geneva at 916-768-9979 or genevacarroll@yahoo.com.

"Show 'n Tell"

The last step in your quilts is not putting the final stitch in your binding — it's sharing them with us! Celebrate the completion of your projects, whether they're quilts, totes, collages, or crocheted socks. We'd love to see what you're up to. Email to oc.carol@gmail.com.

Carol Capelle

I was excited to pick up this lap size "Splash" quilt (at right) from Dana Pearson. She did a great job as always. This quilt will stay with me as I love all the Tula Pink underwater fabrics I chose. The back is also TP and simulates water. Now for the angled binding which is new to me! It's never too soon to start Christmas presents and I thought this Crazy Christmas Trees table runner by Karla Anderson would be cute as a bench pillow for my daughter in law.



Cindy Jewell



Just finished this wedding quilt.

Serendipity the secret of a good tool kit

BY JAN YANCEY

I had to take my sewing machine in for a little love adjustment. Every time I do this I'm reminded of the first maintenance service I did on my new machine I'd had only 1 year. The repairman was shocked that I already had 1.5 million stitches on it! Yes! I do a lot of sewing! Take good care of your baby! Oil it and clean it and get it serviced regularly and it will be good to you!

I've been doing so much sewing since the quarantine began and it's made me think about what a difference good sewing tools make. Some people are so clever with their genius discoveries! But with that being said, notions can be expensive. I'd rather buy fabric! But there are options. I'd like to share a few that I've discovered. I'm not sponsoring or advertising for anybody here. I just want to share a few money-saving tips on notions and let you know where to get them. Most of these can be found in local shops, and if not, then online. A couple are direct from the company.



I do a lot of needle turn applique and I've tried several different methods. My sister introduced me to these two little stainless steel rods she paid a LOT of money for doing applique. I really liked using them — but I

didn't like the price. (You can buy a lot of fabric for \$70!) Needless to say, I did not buy them. Then one day I happened to be cruising up and down the aisles at the Dollar Store and noticed a 4-pack of seafood picks that looked just like those fancy tools my sister had! I happily paid my \$1 for them and took these four little darlings home to try out. BAM! They were amazing! I've used

my Dollar Store tools hundreds of times since and every time I pull them out I'm quite delighted with myself for this bargain deal. Don't you just love it when you make an amazing discovery like that?

It's one of those little gifts that keep on giving.



Sewing clips are another of my best discoveries. A few years ago I paid \$12 for ten of those little guys just to try them out. They're easy on your hands and perfect for leather or vinyl where pins will leave permanent holes. But at \$1.20 EACH I simply can't afford many.

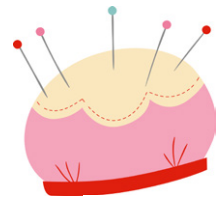
Let's get real here! I drop pins on the floor like Skittles! But if you look hard enough you can get 100 of them in a cute little tin for much less money. Let the Skittles drop! I can even see them to pick them up!

Another one of my discoveries is water erasable fabric marking pens. Have you ever noticed you use them once and then they dried out? Golly gee willakers, at \$8-to-\$10 a pen that's frustrating — even with a coupon! I recently discovered Adger brand fabric marking pens. It's possible to get a set of 12 of these pens for less than \$13. They take a while to arrive from China but they're worth the wait. They flush quickly and completely out with a good spray of water. They'll last for weeks longer than my previous brand ever did. And speaking of marking fabric — buy yourself a box of white chalk from the Dollar Store. Best marking tool ever! (Don't use colored chalk, they won't brush off.)

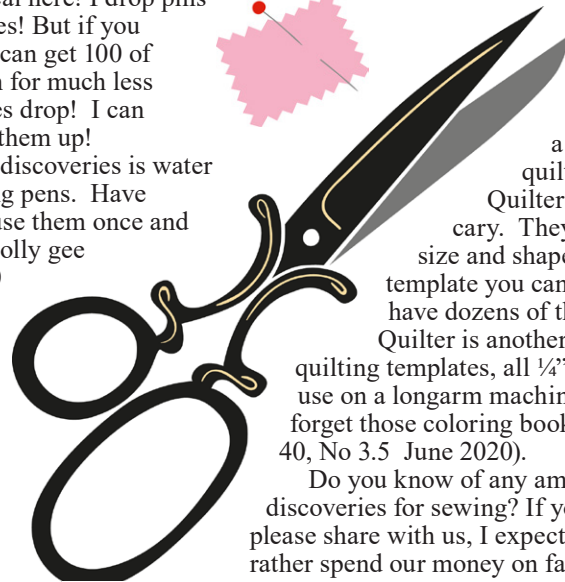
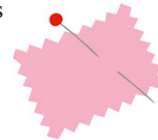
Besides my rotary cutter, my most used sewing tool is a template for squaring up blocks. They



come in several sizes. If you do a lot of piecing, pay the price and get several sizes. Your blocks will square up and go together so much better. Some tools are really worth paying for. If you need a sharp point just rub them on sandpaper.



Speaking of rotary cutters, check out the generic blades available. I've been using the same generic blade for about six months now and it's still as sharp as it was brand new. And I cut a LOT of fabric! Don't be afraid to try them out. They are a fraction of the cost of the name brand



ones and they last a long time. If you're a longarm quilter, check out Quilters Apothecary. They have every size and shape and use of template you can imagine. I have dozens of them. Handi Quilter is another source for quilting templates, all 1/4" thick for use on a longarm machine (and don't forget those coloring book pages! (Vol 40, No 3.5 June 2020).

Do you know of any amazing discoveries for sewing? If you do — please share with us, I expect we'd all rather spend our money on fabric!

Contact Jan at pansypainter@gmail.com.



Pop-Up Show

From page 1

509-591-1973. She'll put you down for one of 10 display spaces (and on a waiting list if space permits for more) so as to give others an opportunity to exhibit. On the day of the event, quilt stands, married sheets, pins, other paraphernalia will be ready at 9:30. You'll bring your quilts and hang them. Hopefully, you'll take a shift selling raffle tickets or just being sociable (sitting/stitching, maybe handing out your business card). At 4, you'll take your quilts home and hopefully help us pack up the paraphernalia.



Susan Engelking

(509) 578-4715

engelking20009@aol.com

**Custom Machine
Quilting**

Open Tues - Sat
10am - 4pm

713-A 9th Street
Benton City, WA 99320

**Fabrics • Quilting
Supplies • Classes**



Remember Terri Fischer's talk in January about organizing your workspace? So many of us took home an inkling to improve the space where our creativity and inspirations take shape. Among other things, she encouraged just getting started, being "the editor of our space," throwing out what bogs us down. Did you ever get around to it? Maybe your space already hums along happily as a factory for ideas and productivity. For our

Nov/Dec issue we'll share some of our members' workrooms and solutions and maybe even idea or two of yours! Is there something you love about your system and would consider sharing? Do you have any before-Terri and after-Terri pictures of your sewing room or studio or brilliantly compact nook? We would love to hear from you. Send comments and/or pictures to oc.carol@gmail.com.

Happy
Birthday!

SEPTEMBER

Marion Dowell
Nancy Green
Laura Hubele
Kathryn Kaser-Nichols
Elaine M. Kutschkau
Fay Marlene Martin
Carolyn Monson
Patty Morehouse
Sandra Moroney
Joan Pedersen
Terese Pratt
Reba Rees
Trista Self
Pauline Sheldon
Darlene Smith
Suzie Stacey

Terri Stephens
Cheryl Sunderland
Judy Urrutia

OCTOBER

Judy Fecht
Ethel Ferger
Barbara Furlong
Jeanne Halapoff
Cheryl Heinemeyer
Cathy Jackson
Cindy Jewell
LaVerne Johnson
Sharlene Kroner



We can't get together, but we can still say Happy Birthday!

Robin Moore	Leslie Peterson	Linda M. Taylor
Annette Mullen	Kathy Rogers	Doreen Thompson
Carol O'Callaghan	Kathy Staly	Linda Weir
Jeannine Ossman	Nancy Stansbury	Diane Ziegler

LET'S CONNECT

We want to make it easier to reach across our Guild community to find others who might want to

- Request help with projects
- Share an idea
- Start a small group project
- Seek a tool to add to your studio
- Tell a joke, etc!

Consider it like using the newsletter as a virtual guild meeting or a guild watercooler, where we can cross paths and find each other again. Send your Let's Connect item to the newsletter at oc.carol@gmail.com.

CHRISTMAS ROW QUILT UPDATE — The "Hello Winter! Christmas Row Quilt" is coming along! Our first "LET'S CONNECT" online project, these blocks are available on a "when you're ready for the next one" basis so you can move through them at whatever pace you like to sew.

Jan Yancey is the administrator of this row quilt project and she has prepared an information sheet if you'd like to know more about it. Or, if you're interested in jumping in and joining the group, just let her know. She will email you the first pattern and instructions. You can contact her at pansypainter@gmail.com or call or text her at 509-551-3982.

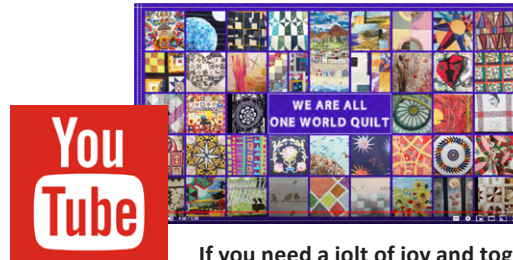


Note: Going on vacation in September! So no "Cooped Up Quarantine Newsletter" for October. Next newsletter will be November 1.

LATE BREAKING [WONDERFUL] NEWS — Our colleagues at White Bluffs Quilt Museum won the lottery! Literally. Their grant application was drawn in the first round of awards that will eventually share out \$3.5 million among local small businesses and nonprofits.

Benton County Commissioners set the money aside in the CARES Act Community Support Program, and the Tri-City Development Council will administer grants. No repayment is required for entities that had to close or curtail operations because of the pandemic.

According to Ginny Coffman, president of the White Bluffs board, the grant will cover rent, insurance, utility bills, PPE purchase, marketing, and other expenses incurred because of the lockdown. "This takes away a load of worry," she confesses. "We'll be able to re-open on a limited basis as soon as we reach Phase 2; now, we will be able to wait with much more patience and grace."



**WE ARE
ALL ONE
WORLD
QUILT**

If you need a jolt of joy and togetherness, click [here](#).



Susan Engelking
(509) 578-4715
engelking20009@aol.com

Custom Machine Quilting

Open Tues - Sat 10am - 4pm
713-A 9th Street
Benton City, WA 99320

Fabrics • Quilting Supplies • Classes



Miss
Daisy
Quilting

Custom free motion and
hand-guided longarm
quilting services

Jodi Hassell
(509) 378-2586



[missdaisyquilting](https://www.facebook.com/missdaisyquilting)
missdaisyquilting@gmail.com

15% off
the quilting
of your first
quilt.



Tri-City Quilters' Guild 2021 Raffle Name _____

Quilt: "Serendipity"
Designed by Jason Yenter
Made by Cheryl Garrison
Quilted by Teresa Silva

\$1 Per Chance Phone _____

Address: _____

Don't forget our Quilt Show March 26-27, 2021
Fri 10-6, Sat 10-5 • \$10 admission, good both days
Drawing: 4:30 Mar 27, 2021 at the TCQG Show

Three Rivers Convention Center
Kennewick, WA

Need not be present to win • www.tcquilters.org TCQG 2021 Quilt Raffle



Quilt Raffle Tickets Available

Tickets are available to buy from Nancy Graves any time. Get your own or help sell some to your friends, family, neighbors and other acquaintances. Bundles of 20 to sell are available from Nancy. You'll be doing buyers a favor! If they win, Cheryl Garrison's gorgeous quilt is the prize. But if they don't, they'll be helping the community since proceeds go to rebuilding the Community Closet. Contact Nancy at 509-628-8986 nancyjg@charter.net. With venues and events shut down, help selling tickets is very much needed.

• Cheryl Garrison's lovely "Serendipity" quilt (at right) deserves to be shown off around town. "Travel agents" and a logistics team are still needed to move the quilt around. With all the pandemic cancellations, let's get creative about venues. Send ideas to Laurel at coversincolors@yahoo.com.

Candy Crandall • Longarm Quilter
Candy's Quilts & Things

509-531-8550
68403 NSR 225
Benton City, WA
candysquiltsandthings@gmail.com

Miss Annie's
Kathy Rogers

Longarm Quilter
missannies1742@gmail.com

(כחנ) ןררן ןררן
ןררן-ןררן ןררן

Printing & Advertising Information for Quilters' Press

- **Quilter's Press:** published six times/year by the Tri-City Quilters' Guild
- **FOR PAID ADS:** Send payment to Tri-City Quilters' Guild Treasurer at PO Box 215, Richland, WA 99352
- **Subscription:** (6 issues/year) \$10.50 per calendar year, or included in the annual membership dues.
- **Send to Editor (in writing):** your comments, information, articles, announcements. Future events for all quilt groups published free of charge. Editor: Carol O'Callaghan 509-289-9065 oc.carol@gmail.com
- **Advertisements:** TCQG members receive one free personal advertisement (business card size) per year. Business Advertisements: quilt-related shops, fabric shops, and persons who operate a home-based quilt related business. Rates are listed at right. Display ads need not be camera ready.
- **Deadline for Newsletter Input:** 20th of each month.

Quilters' Press Advertising Rates Per Issue

Business Card	\$10 non-members — \$5 for members
Classified	\$1 per line - \$5 minimum (same for members)
Quarter Page	\$20 non members — \$10 for members
Half Page	\$40 non-members — \$20 for members
Full Page	\$80 non-members — \$40 for members

TCQG members may place one free business card size ad per year.

PO Box 215, Dept. QP
Richland, WA 99352

Return Service Requested



What makes your
creative space unique?
Call for brainy and creative
solutions on pg 5.

SEPTEMBER 9/14

Second Monday Board Meeting

6:30 pm **ON ZOOM**

See Page 2 for details.

Our regular monthly Guild
Meetings are on hold until further
notice.

OCTOBER 10/12

Second Monday Board Meeting

6:30 pm **ON ZOOM**

See Page 2 for details.

Our regular monthly Guild
Meetings are on hold until further
notice.

GUILD FABRIC CLOSET

Need materials to complete a Guild project?
Check out the Closet! Fabric donations are welcome.

229 N Fruitland, Kennewick — 509-586-7335
(Please call ahead: Kathy Kaser-Nichols' office)

Kits Now Available at Laurel's house.

Arrange pickup: 509-420-4322
or via email coversincolors@gmail.com



What! Almost time for jackets already?!

"Go West Unbridled Jacket" was created by Dianne Cramer for the 2019 Show "Quilts Out West." She purchased the fabrics during a Quilting on the Dry Side shop hop in 2017, from the quilt shop in Joseph, Oregon (Timeless Treasures collection called "Unbridled"). "What a way to push me to make my entry for the challenge... to have [the show] be western themed? (Queen of Procrastination!)" Jacket pattern Rachel Clark.