

■ Skinny Show Winners



Following their March stint at the Richland Public Library, a troupe of over 50 "Quilts on a Diet" have made their way to the walls of White Bluffs Quilt Museum, where they have lived during April. Quilts will start to go home after May 7, but if you hurry, you can get a last glimpse of the elusive 2020 Skinny Quilt Show challenge entries. Animals, stars, the natural world, abstract designs and even monsters peep from their narrow dimensions. Winners are newly announced:

STARS

- 1st Deb Snider, Stars of the Sea
- 2nd Teri Crain, Mariners Stars

SEASONAL

- 1st Jerrine Gjerdevig, Glory
- 2nd Linda Weir

APPLIQUE

- 1st Jerrine Gjerdevig, Garden
- 2nd Teri Crain, Gazelle

TRADITIONAL PIECING

- 1st Karen Brun, The Garden Path
- 2nd Dee Liegey, Snowflakes

3-DIMENSIONAL

- 1st Jerrine Gjerdevig, Hmmm
- 2nd Karen Brun, Indecision

HAND DYED/PAINTED

- 1st Phyllis Burnham, Butterflies...*
- 2nd Jean Zoet, Bell Pull Painted Silk

KIDS

- 1st James Shipley, Monster Strips
- 2nd Seth Shipley, Penguins Fishing

Re-peats for Karen and Teri Crain; THREE-peat for Jerrine!!! And props for Monica's kids' great efforts.

*Above, Phyllis Burnham's "Butterflies are Free" uses vibrant hand-dyed fabric.

Turning from back stories to front stories

Until now, I have used these Telling Stories installments to encourage sharing narratives ABOUT quilts – their inspiration, construction, destination, the pains and pleasures involved in the making and the pains they assuage or the pleasures they produce in the giving.

But quilts themselves can be chronicles, and both the Guild and White Bluffs Museum are poised to help us think about telling stories THROUGH quilts. Deb Snider will share some of her pictorial fabrics and lead us through a Storytelling Project over the spring and summer; White Bluffs will mount a "Storytellers" exhibit in the fall.



"Sutton Places"

Deb has got me thinking outside autobiography. Other people – and animals! – have stories. And books, movies, theater, operas are replete with plot.... The project and the workshops she has designed will stretch our imaginations and stimulate some technical experimentation. It's nice that we can finally emerge from our year of isolation with a corporate creative endeavor. — Laurel

President's Message



Laurel Sutton
2021 Guild
President

Only one of my quilts tells a story. I based it on traditional blocks named for states: California, Illinois, Michigan, Florida, Oklahoma, Texas, Ohio, and Washington squares are arranged in a path connected by wonky triangles to illustrate the progression of "Sutton Places" where my husband and I and our family have lived. (The Lone Star was started in a class with Jan Krentz when she taught here.)

Cross your fingers and everything else: Here we come 2022!

BY GENEVA CARROLL Quilt Show Chair

Hello to all my TCQG friends! In case you have forgotten me, I am the longest serving Quilt Show Chairman in the history of the Guild! It's not really an accomplishment I expected to add to my resume, but here we are.

Mark your calendar for "The Magic of Color" March 24-26, 2022. I would like to invite you to share the fun and camaraderie of putting on the 2022 Quilt Show. If you'd like to volunteer for any job, even just showing up to help out, let me know. We are also looking for a Quilt Show Co-Chair. If you think you would be interested, please contact me (genevacarroll@yahoo.com).

The Quilt Show is a fun time for all.


To bring you up to date with what has been going on behind the scenes, we have new signed contracts with the Three Rivers Convention Center and Christa Watson. Christa will be our featured artist and will provide presentations on Friday and Saturday afternoons. You can check out Christa's quilt patterns, books and fabrics at Christaquilts.com. Also, Dana Pearson will be our Member Featured Artist and she will finally have her well-deserved time to shine!

I hope you've been having fun being creative and are excited to finally get to share your quilts with the public next March. It will be a show to behold!



Inside this issue

President's Message	1
Skinny Quilts Wrap-Up	1
Magic of Color Show Set for 2022	1
Briefs	2
Deb Snider Workshops	3
Newsletter "Puzzle Box" Block	4
Guild Office "Invitational"	4
Follow Your Fabric's Road Map	5
Show & Tell	6
Community Quilts	8
White Bluffs News	8
Membership Renewal Form	9
Birthdays	10
YouTube Links	10
UFO Form to Print	11
Next Meetings	12




DIGITAL PLANNING — So I was trying to figure out how to make sure all the dark blocks in my recent quilt weren't going to be clumped all together so I took a picture of each one, squared them up in Photoshop, then plopped them next to each other like a card game (he screened edging will be trimmed off) and I got this little digital quilt version! Kinda pretty — but not as snugly.

Send corrections, ideas, photos, feedback to Carol O'Callaghan at oc.carol@gmail.com. See the web page for other contact information.

BRIEFS

■ Red and White

Help celebrate the Guild's Ruby anniversary — 40 years! — by entering a red and white quilt in the March 2022 show. A collection of red-and-white quilts will shine from the walls of our show *next* year.



Quilts can be any size, from potholder to king. They can be any color red, and have any proportions of red and white. They can be any technique, and any style. They can be brand new, or a treasured heirloom. They can be made for a loved one, or donated to Community Service.

Please join in the celebration! For more information, contact Karen Michaels: 509-412-1571, karen@pkmichaels.com.

■ Rummage Re-Name

The Silent Auction finally has a new, more accurate name: the Rummage Room.

After several nominations, an inconclusive email vote, more suggestions, more discussion, more brainstorming, and the Board still couldn't decide; they passed the buck to Quilt Show chair Geneva Carroll, so Rummage Room it is!

Nothing else changes. Sandy Moroney and Susie Shipp are still in charge with storage assistance from Karen Michaels. Since the canceled 2020 show, many members have spent their isolation time sifting through their

sewing rooms, and now we have a lovely abundance of inventory! Some of it will be on offer at the Stash & Studio Sale in June.

■ Hop on the Next UFO

There is great satisfaction in completing those UFOs that have been around for years, or the USO that needed a nudge to start. Please share your completions on Facebook, Zoom, in person or email!

Quarterly drawings and prizes are involved, the more months you participate, the higher your chances of winning, though the real prize is checking projects off your to-do list.

Remember you can join in anytime!
— Thanks, Carol Capelle

■ Great Moms Day Idea!

Individual efforts to get tickets in hands is extra important this year. Send one to your mom and all the moms you know this month! Nancy Graves has tickets ready in bundles of 20. Contact her at 509-628-8986 or email her at nancyjg@charter.net.



2022 Raffle Quilt "Serendipity."

WHO DO I CONTACT?

Communications	Dianne Cramer
Website	Nancy Graves
Facebook	Dianne Cramer
Facebook	Ginny Hildreth
Newsletter	Carol O'Callaghan
Community Service	Cyndy Underwood
Education	Jo Matthias
Workshops	Cheryl Garrison
Library AM	Sharon Clement
Library PM	Jo Matthias
Quilt Show	Geneva Carroll
Show Co-Chair	NEEDED
Member Services	Ardith Eakin
Retreats	Ginny Coffman
Friendship Groups	Carol Capelle
Sunshine	Sandy Moroney

Tri-City Quilters' Guild

EXECUTIVE BOARD

OFFICERS

Each officer has 1 vote;
President only votes to break a tie


President	Laurel Sutton
Treasurer	Trista Self
VP AM	Mark Palmer
VP PM	Louise Peterson
Guild Secretary	Nancy Green

WWW.TCQUILTERS.ORG

facebook.com/tcquilters.org
 TCQG Members-Only Group

Christa Watson's

Puzzle BOX



The newsletter block for May and June will be from a pattern from Christa Watson, the guest featured artist for our 2022 quilt show. Exploring her website is like opening a gift box that might keep you busy for a while! You'll find a gallery of her quilts from her books, tutorials and quilting, how-to YouTubes — and some free patterns

To find this issue's quilt block, visit christaquilts.com. Click on "FREE QUILT PATTERNS," then follow the prompt to get the pattern, which involves signing up for an email newsletter. (You can unsubscribe from the newsletter later.) Give it a few minutes then check your email for the acknowledgement (if you have gmail, it might be in your Promotions tab) and then you can download it.

For the background please use a neutral such as white or cream and pair with any color you'd like. The blocks will be due at the July meeting/meet and greet/tail gate, though you can bring them to the May or June meeting, too.

Guild leadership positions to open for 2022 (How about you?)

Board officers who remained in place during the pandemic are looking forward to a period of recovery: both the president and secretary have served three years; the treasurer has been on board since the end of 2019.



- **Duties of the Secretary** are the standard – attend board meetings, report the minutes in a timely fashion, keep an orderly file of minutes and important documents. Nancy Green will be happy to pass on the secrets of her success.

- **Duties of the Treasurer** will NOT be the standard. Since few of us are conversant with QuickBooks, the Board is willing to pay a bookkeeper. So the member who runs for treasurer will need to attend Board meetings and give a monthly report of income, outgo, and bank balances. They will need to pick up the mail, organize checks and requests for reimbursement,

and interface with the bookkeeper. Trista Self can train her successor on the Guild's budget categories and annual obligations.

- **The President** “assumes responsibility for the supervision and general management of the Guild.” That includes preparing the agenda and presiding at monthly Board meetings and the annual business meeting, serving as an ex-officio member of all committees, and performing “any other duties incidental to the position.” Laurel Sutton says “It takes a bit of a busybody to keep track of everything,” and Laurel can teach you how to become – like Henry James – a person on whom nothing is lost.

- **The Chair of the Communication Committee** coordinates the website (in the capable hands of Nancy Graves), the newsletter (admirably edited and published by Carol O'Callaghan), facebook (administered with sensitivity and social conscience by Dianne Cramer) and quilt

show publicity. Committee chairs do not necessarily need to serve on their committees, but they DO need to keep abreast in order to get the jobs done and report at Board meetings.

- **The chair of the Quilt Show committee** will retire in March. Geneva Carroll, through no fault of her own, has been our longest-tenured quilt show chair. You know that she is in charge of the whole shebang, but there are well-defined and well-documented subdivisions of the show that pretty much run themselves. Quilt show chairs set the tone: they choose the theme, select the guest artist, and solicit the Guild challenge. There is a flurry of work in April, May, June; a hiatus; then publicity preparation in September/October, and the run-up starting in January: quilt registration, volunteer sign-up, and logistics. If you step up as co-chair, you will receive LOTS of help and advice.

Let that irresistible fabric found on vacation take you for a trip!

BY JAN YANCEY

We have been traveling in our fifth wheel for the past three weeks. Down through Zions in southern Utah, over to Lake Havasu where we had a beautiful beach front spot and got to watch the sun set over the lake. I took over 100 pictures of the landscape around Sedona. Oh my goodness! The brilliant red hillsides up against blue skies above and the rich greens in this artsy city took my breath away!

We stood on a corner in Winslow, Arizona – and it was indeed, such a fine sight to see! And now, as I am writing this, we just got back to our trailer from a long train ride up to the Grand Canyon and back – complete with a staged train robbery and a US Marshall on board with a star on his vest. I bought a beautiful Indian turquoise bracelet at one of the souvenir shops. But what am I most excited to bring home from our trip?

I have a medical condition called FABRIC BRAIN! So – fabric, of course!!

We stopped in a total of six fabric stores on the way and I have come out each door with a big grin on my face carrying a full bag of the most beautiful southwestern fabrics ever! Fabric with feathers and fabric with intricate designs of Navajo pottery. There's bolts and bolts of fabric with brilliant

Aztec designs in rich rusts, oranges, blues, turquoise, deep browns and golds. So, so beautiful! I bought four yards of this darling Kokopelli print – you know the little guy playing a flute and dancing. So now what exactly am I going to do with it all?

That is the question of the

Using that must-have piece as a road map

day! I don't exactly know yet. It's a mystery for my fabric brain to solve. But there is a method to my madness!

How much fabric do you buy when you see something you love but don't really have a plan or a pattern picked out and basically have no clue what you're going to do with it? Let's face it. Not all of us are good with selecting colors to put together in a quilt.

But here's your first clue. There are professional fabric brains out there that do this for a living! And they're really good at it! That favorite beautiful piece you have in your hand is actually a map to solving the mystery. If you follow it your quilt will be a guaranteed gold mine of ideas and clues. I have a 3-step plan for situations like this that works really well for me:

When I find something I just love, love, love (in this case, the Kokopelli) I usually get 3 to 4 yards of it. That's a good amount to work with for making blocks – but it also gives you the option of using it in a border. I call this my "blender" piece. But most importantly, this is your professional color guide for the rest of your fabric shopping.

Now use your blender piece to select your next

2 couple of colors. Pick out two colors from the blender then find other pieces that match those colors. Match them carefully. The prints don't really matter. It's the colors that count. Buy 1 – 1 ½ yards of those pieces. And oh, by the way, never assume you will just remember that color! You must have your blender piece with you when you're looking to match color.


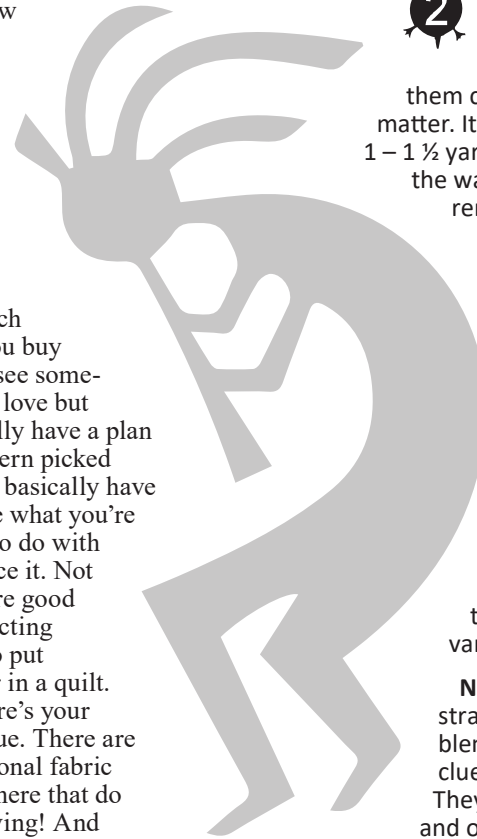
Now just have fun with filling in. Buy half yards or fat quarters in colors that again match those in your blender piece. Try to vary the sizes of prints. Also think about light, medium and dark values of those colors to add interest and variety.

NOTE: You might find a really strange pop of color in your blender piece. This is a SECRET clue! I like to call it "THE ZINGER!" They're usually wild cards, vibrant and out of the main harmony of color. USE THEM! They will make your quilt come alive, but they can overwhelm quickly so use them sparingly.

But again, the professional fabric brains just know how to do this so trust them!

So don't be afraid to buy that lovely yardage that is just singing your song! Jump on the train and let it take you to some beautiful new sights you've never seen before! The quilt you make will be a treasure!

Happy quilt shop hopping!





Show & Tell

Linda Weir



Linda Weir's March UFO completion using Laura Heine's pattern was for her daughter in North Carolina who loves shoes!

Judy Urrutia



Judy's completed March UFO Baby Quilt. "So, so cute!!!" said Carol Capelle.


Judy Gelhaus



Judy shared her March UFO, Titled "White Chocolate," at The Bee @ WB. The pattern was purchased on a Quilting Cruise many years ago.

Deanna Liegey

Quilts for community service. Rectangular one is made from leftovers of circular one.



Ginny Coffman



I call it My Morphed Quilt. The picture above shows what it started out as trying different size sashing. I gave up on the diagonal with wide sashing taking inspiration from Laurel Sutton and started sewing 1 inch strips in different directions onto the batiks and Wa La!



Laurel Sutton

Laurel Sutton's Zig Zag Jelly Roll February UFO Completion. Check out the quilting, done on her domestic machine.



Nancy Green

Carol Capelle



Clock: May UFO had been around for many years as I purchased this Quilted Clock Kit in Ohio. I was motivated to finish when I moved my sewing studio to a new room!



Below is my May/April USO. It is a baby quilt for my niece and made during a quilt-along with Suzy Quilts. First time I ever did that and it was fun and very informative with her "live" tips etc weekly and joining in the FB group as well. The pattern is called "Gather."



◀ This ocean quilt was my March UFO that was sent to my oldest granddaughter, Scarlett for her 12th birthday. It included photos taken underwater by her grandpa and dad in the Cayman Islands. Quilting was done by Dana Pearson, with minky on the back.



UFO Project: Slippers and a travel bag. Someone's going to be stylin' on vacation!



Share your creations with us until we can meet again. Email to oc.carol@gmail.com to appear in the newsletter. And don't forget to include a story along with them, long or short.

Goodness gracious, great gains on Guild giving goal!



During a time when more people than ever have had a tough go of it and stresses are heaped especially high on those especially in need, the Guild is blowing away its year-end goal of 300 quilts. Over 170 quilts have been collected so far, with many more in the works. Far left, products of the latest gathering of Bat Women (Judy Urrutia, Nancy Green, Phyllis Maynard): tops, pieced backs, binding bundled with batting. They cut up nearly two rolls! And in the right, some finished quilts turned in in April, ready for distribution. Thank you to all who have helped gather together kits, and who have pieced, quilted and bound these special gifts that will mean the world to those who receive them.

Streamlined, re-invented museum re-opens



Stash & Studio Sale returns Saturday, June 26

White Bluffs Quilt Museum is hosting a coming-out party on Saturday, May 1 from 10-2. Stop by to see the spring/summer exhibit “Birds, Bees, Butterflies, Bugs” and learn about new opportunities to “appreciate the past and create the future.”

The year of Covid closure served as a sort of chrysalis for the Museum. Generous CARES grants erased some immediate money worries, and that mental energy went into re-examining its mission and structure. The board of directors agreed that less will be more, and the Marie Kondo disciples among them have taken that to mean furniture and accessories as well as scope and activities.

Significantly, they decided to reduce the number of hours the Museum is open to the public. After May 1, guests will be welcomed on Fridays and Saturdays from 10 to 4. All other times are set aside for friendship groups, work groups, classes, or coaching.

White Bluffs Quilt Museum and the Guild both got caught up in the great Covid clean-out. Both organizations are putting bargain prices on donations and surplus items – fabric, books, patterns, and miscellaneous supplies – to sell inside the Museum.

Outside, you can sell the results of your own clean-out (for maybe more than bargain prices); we all deserve to recoup some of our investment. Parking spaces rent for \$25. Smaller sidewalk spaces, mainly on the west/shadier side of the building, rent for \$15.

Proceeds from your sales go home with you. Sign up and pay at the Museum Fridays or Saturdays 10-4. Set-up starts at 8 am; sale runs from 9 to 2. In case of wind or rain, the fall-back date will be Saturday, July 10. If you aren't selling, come to buy. It's been two years since you could shop the Silent Auction at the show. There will be interesting, inspirational stuff and lots of quilty conversation.

STORY

You're never going to kill storytelling because it's built in the human plan. We come with it.

Margaret Atwood

There's always room for a story that can transport people to another place.

travelcopywriter.com

We are, as a species, addicted to story. Even when the body goes to sleep, the mind stays up all night, telling itself stories.

Jonathan Gottschall

We're all stories in the end. Just make it a good one.

Doctor Who



Membership Application

Membership Year: January 1 – December 31

Dues: \$20 / Late \$5 fee waived for this year
ALL memberships & renewals will be \$20 all year.



Name		Birthday (Month and Day Only)	
Street Address			
City		State	Zip
Phone ()	Email (used only to share important Guild information only)		
Snowbird Address:			
Start and End Dates:			
<input type="checkbox"/> New Member <input type="checkbox"/> Membership Renewal			
Electronic Newsletter (Y/N) By selecting yes this saves on postage cost, thank you!			
Signature:		Date:	
Dues are payable to: TCQG. Please mail this form with payment to TCQG, c/o Treasurer, PO Box 215 Richland WA 99352			

The Tri-City Quilters' Guild is a nonprofit organization organized for educational purposes within the meaning of Section 501c(3) of the Internal Revenue Code. Members are encouraged to serve actively on at least one committee each year and to participate in the annual quilt raffle and quilt show. Below, please check any activity in which you are willing to participate.

As a member, I would like to ...

- _____ 1. Help in any way I can. Please let me know what is needed.
- _____ 2. Chair or co-chair a TCQG committee. (Examples: raffle quilt, workshops, retreat, publicity, membership, etc.)
- _____ 3. Chair or co-chair a Quilt Show committee (examples: door prizes, Hoffman challenge, merchant mall, etc.)
- _____ 4. Work during the quilt show
- _____ 5. Sell raffle quilt tickets
- _____ 6. Serve as a TCQG officer
- _____ 7. Teach a half- or full-day class (please specify) _____
- _____ 8. Give a program at a TCQG meeting (please specify) _____
- _____ 9. Make phone calls
- _____ 10. Other (please specify) _____

FOR GUILD USE ONLY			
Dues Received \$ _____	Receipt # _____	Check # _____	Received by _____
Card Delivered _____		New Member Packet _____	

Some Fun Links

[A clip](#) showing a knitted kimono by one of Alex Anderson's teachers (from the PBS Storytellers series linked in The Quilt Show newsletter 4.14.21)



[A whole trove of conversations](#) with quilters and fiber artists and demonstrations of surface design techniques (also discovered via The Quilt Show newsletter)

A little after the fact, but in case you missed it, one of the hilarious memes circulating during the stuck cargo ship this spring.



MAY

Cora McMurchie
Faye Notch
Brenda Preddie

LaVon Richey
Mary Slage
Debbi Trevino

Maggie Bevers
Phyllis Burnham
Jane Daugherty
Lucy Guyaz
Barbara Herlocker
Marie Lavey



JUNE

Kendra Bacus
Wendi Ball
Terri Fischer
Cheryl Garrison
Jerrine Gjerdevig
Katie Harris

Joanie Jensen
Phyllis Maynard
June Meiner
Barbara Minton

Arliss Redekopp
Caryn Root
Mary Schneider
Bonnie Severtsen

Carol Shoaf
Deb Snider
Della Ward
Karen Windhausen

HAPPY
BIRTHDAY

Jan Yancey

Art & Design
Custom Longarm
Quilting

509.551.3982
pansypainter@gmail.com
handquilter.com/jan-yancey

Printing & Advertising Information for Quilters' Press

- **Quilter's Press:** published six times/year by the Tri-City Quilters' Guild
- **FOR PAID ADS:** Send payment to Tri-City Quilters' Guild Treasurer at PO Box 215, Richland, WA 99352
- **Subscription:** (6 issues/year) \$10.50 per calendar year, or included in the annual membership dues.
- **Send to Editor (in writing):** your comments, information, articles, announcements. Future events for all quilt groups published free of charge. Editor: Carol O'Callaghan 509-289-9065 oc.carol@gmail.com
- **Advertisements:** TCQG members receive one free personal advertisement (business card size) per year. Business Advertisements: quilt-related shops, fabric shops, and persons who operate a home-based quilt related business. Rates are listed at right. Display ads need not be camera ready.
- **Deadline for Newsletter Input:** 20th of each month.

Quilters' Press Advertising Rates Per Issue

Business Card	\$10 non-members — \$5 for members
Classified	\$1 per line - \$5 minimum (same for members)
Quarter Page	\$20 non members — \$10 for members
Half Page	\$40 non-members — \$20 for members
Full Page	\$80 non-members — \$40 for members

TCQG members may place one free business card size ad per year.

TCQG UFO CHALLENGE 2021

Submit your completed form to Carol Capelle
email: dcapelle@mac.com (or)
mail: 1995 Penny Royal Ave, Richland WA 99352
(Remember to keep a copy for yourself.)



NAME: _____

Project March Name/Explanation _____

What Needs to be Done _____

Project April Name/Explanation _____

What Needs to be Done _____

Project May Name/Explanation _____

What Needs to be Done _____

Project June Name/Explanation _____

What Needs to be Done _____

Project July Name/Explanation _____

What Needs to be Done _____

Project August Name/Explanation _____

What Needs to be Done _____

Project September Name/Explanation _____

What Needs to be Done _____

Project October Name/Explanation _____

What Needs to be Done _____

Project November Name/Explanation _____

What Needs to be Done _____

PO Box 215, Dept. QP
Richland, WA 99352

Return Service Requested



ZOOM BOARD MEETINGS

6:30 pm Second Mondays May 10 & June 14

To receive an email invitation link, please email Karen Michaels
karen@pkmichaels.com. All members can attend

GUILD MEETINGS MINI MEET-UPS

3rd Mondays from 10-12 at White Bluffs

Drop in, tailgate-type opportunities to say hello, visit, take care of any Guild business you need to, check out a book, buy raffle tickets, and socialize within guidelines. (11 max at one time).

GUILD FABRIC CLOSET

Need materials to complete a Guild project?
Check out the Closet! Fabric donations are welcome.

229 N Fruitland, Kennewick — 509-586-7335
(Please call ahead: Kathy Kaser-Nichols' office)

Kits Now Available at Laurel's house.

Arrange pickup: 509-420-4322
or via email coversincolors@gmail.com



Miss Daisy Quilting

Custom free motion and hand-guided longarm quilting services



Jodi Hassell

(509) 378-2586

missdaisyquilting

missdaisyquilting@gmail.com

15% off
the quilting
of your first
quilt.

Candy Crandall • Longarm Quilter

Candy's Quilts & Things



509-531-8550

68403 NSR 225

Benton City, WA

candysquiltsandthings@gmail.com