



# Press

P.O. Box 215 • Richland, WA 99352



## ■ Jan & Feb Programs

- **JANUARY:** Terri Fischer teaches tips for organizing our creative spaces!
- **FEBRUARY:** Community Service shares its techniques, its stash and its plans for a new Sew Along.

## ■ Classic blue for 2020

(AP and Pantone Website) — You can expect to see a lot of blue next year.

Pantone announced in late November that its 2020 Color of the Year is Classic Blue, “a shade reminiscent of the sky at dusk.”

The Pantone Color Institute said it recognized feelings of instability gripping the world today, from the United States to the United Kingdom, Hong Kong, Syria and across the globe. It settled on a shade that offers the reassurance,

confidence and connection that people may be searching for in an uncertain global milieu.

Instilling calm, confidence, and connection, this enduring



blue hue highlights our desire for a dependable and stable foundation on which to build as we cross the threshold into a new era.

Find more at [www.pantone.com/color-intelligence/color-of-the-year/color-of-the-year-2020](http://www.pantone.com/color-intelligence/color-of-the-year/color-of-the-year-2020). The Pantone Color Institute forecasts global color trends, analyzes color psychology, and partners with global brands to identify the emotion of color in their design strategy.

## Moving from “fizzy mixing” to creative efficiency & organization in the new year

**T**he theme of last year’s presidency reprised the title of the 2013 quilt show – the “fizzy mix of fabric and friends.”

I was all about community and collegiality and coming together to create. This year, in need of an encore, I am flipping the script. Design depends on symmetry, after all.

My columns for 2020 will suggest some artful and judicious ideas about cutting down/cutting away/cutting out.

Terri Fischer’s January programs on organizing creative spaces, I anticipate, will prompt an avalanche of de-cluttering. Most of us have more stash than we can use in SEVERAL lifetimes: it makes good, charitable sense to disinter some of it from drawers and bins and distribute the joy to other quilters and collectors.

You can add your fabric to the Guild’s Community Closet. Or you can turn it into cash for the treasury by donating to our Silent Auction (last collection day is March 17).

Also in January, the Community Service tribe will debut a new kind of kit. Actually, a non-kit. It might be a donated UFO. Or it might be a palette chosen by the kit crew. No pattern. No directions. Just a bag full of possibility. Check one out and work independently. Or take it to your friendship group for discussion and maybe participation. Add. Subtract. Multiply. Divide. Cut it apart and reconstitute the pieces. Try something new.

The February program will continue the idea pipeline from Community Service. In a repeat of last year’s format, they will share some information about patterns and techniques, offer up some Closet stash, and start another Sew Along. Get ready by combing through your own inventory for plaids and/or paisleys. . . .

— Laurel

## President’s Message



Laurel Sutton  
2020 Guild President

## Let your star shine in our upcoming show

I hope you had a wonderful Christmas holiday. Now that we are into the New Year it’s time to get focused on the upcoming Quilt Show March 20- 21.

So let’s get focused on completing our star quilts to star in our quilt show. Also consider sewing up a challenge quilt or two (up to 5!). And if you’re cleaning out your sewing room Joan Pederson is collecting donations for the silent auction.

Also if you would like to make up a pair of potholders to be sold at the show, Cathy Jackson has the insulbright to go in them.

We’re also looking for a few more cochair/shadows for some of the quilt show jobs. If you are interested please let Candy Crandall or Geneva Carroll know.

Our next few Show meetings will be Jan 4, Jan 25, and Feb 8 all at 1 pm at White Bluffs Quilt Museum. — Candy

# Inside this issue

President's Message . . . . .1  
 Quilt Show Update from the Chair . . . . .1  
 January & February Programs . . . . .1  
 Jenny Doan Trunk Show Pictures . . . . .3  
 Jan/Feb Quilt Block . . . . .4  
 Show Challenge Guidelines . . . . .5  
 Registration is Live Online (and easy!) . . . . .5  
 White Bluffs Annual Shop Hop . . . . .5  
 Velda Newman Workshop Registration . . . . .6  
 New Faces in Volunteer Roles . . . . .7  
 Want Ads and Reminders . . . . .8  
 Spring Retreat Registration . . . . .9  
 Local Shops and Services . . . . .10  
 Linus Meet-Ups and Birthdays . . . . .11



**INFINITY AND BEYOND** — Ellen Harding Baker's (1847–1886) quilt "Solar System," completed in 1876. The mother of five children, Ellen was a science teacher in rural Iowa, and created this quilt to use in her lectures. (Smithsonian)

Send corrections, ideas, photos, feedback to Carol O'Callaghan at [oc.carol@gmail.com](mailto:oc.carol@gmail.com). Input about your special quilting moments are welcome and can help make the newsletter a shared space for our guild community. Thanks!

## Threads and Notions

### Record breaking tally

Cyndy Underwood shared at the meetings this month that as of mid-December, a record 419 quilts had been created and distributed to community members in need of comfort this year. Well done! The goal for next year remains at a mere 300.

### Looking ahead

• **Jan 1:** The start of online quilt registration and interactive volunteer sign-ups goes live through our website, [www.tcquilters.org](http://www.tcquilters.org).

Sign up now for your favorite Show job. Before-, during-, or after-the-Show jobs are up for grabs.

### Allied Arts Show

The gallery at Allied Arts will soon be beautifully festooned with the fabric of our creations through January. Deliver to Gallery at the Park by Jan 6 (all hands on deck for hanging that same day!) with a reception Jan 12 from 1-3. Take-down is Feb 2.

### Show quilts year round

Get in on the ground floor of a new venue idea for displaying your fabulous quilts. Mark Palmer is investigating using small Tri-City businesses for displaying our quilts.

Instead of purchasing expensive

works of art (or ugly modern sculptures), businesses can display our quilts for free. Each quilt will have a tag advertising the Guild, White Bluffs Center, and your name, sale price and contact info if desired.

If you have or know of a small business where quilts can be safely hung, or wish to display a quilt, or want to join a committee to help plan whether this could work, contact Mark Palmer at [chi3palmers@gmail.com](mailto:chi3palmers@gmail.com). Mark has one business already that will take three quilts.

### Saturday Skillbuilders!

Learn a new skill or improve your existing methods. Low cost, hands-on classes on a variety of topics taught by talented members of our own guild. More information as we fine tune the details. Contact is Cheryl Garrison.

### Pre-Sale Tickets

Want to buy a ticket for friends and family for the show, but don't want to risk they won't go? (Whoa that rhymes.) The perfect solution is pre-sale tickets, which will only cost you the \$8 admission if your potential guest does attend. It's a win on all fronts. Get tickets at meetings and any time from Jean Keaveney (509-947-5353).

## WHO DO I CONTACT?

<b>Communications</b>	Dianne Cramer
Website	Karen Brun
Facebook	Dianne Cramer
	Ginny Hildreth
Newsletter	Carol O'Callaghan
<b>Community Service</b>	Cyndy Underwood
<b>Education</b>	Jo Matthias
Workshops	Cheryl Garrison
Library AM	Sharon Clement
Library PM	Jo Matthias
<b>Quilt Show</b>	Candy Crandall
Show Co-Chair	Geneva Carroll
<b>Member Services</b>	Ardith Eakin
Retreat	Ginny Coffman
Friendship Groups	Carol Capelle
Sunshine	Sandy Moroney



## EXECUTIVE BOARD & CHAIRPERSONS

### OFFICERS

Each officer has 1 vote;  
 President only votes to break a tie

<b>President</b>	Laurel Sutton
<b>Treasurer</b>	Trista Self
<b>VP AM</b>	Mark Palmer
<b>VP PM</b>	Louise Peterson
<b>Guild Secretary</b>	Nancy Green


[www.tcquilters.org](http://www.tcquilters.org)  
[facebook.com/tcquilters.org](https://www.facebook.com/tcquilters.org)





Glimpses of the Guild's road trip to Coeur d'Alene Nov 16 to attend Jenny Doan's trunk show. The show featured tips, bargains, inspiration and heartfelt stories shared by the well loved quilting personality. Pictured are (at right) Maurine Johnson, (lower left, l-r) Judy Gelhaus, Tina Foley and Judy Deneen ("Sew Scattered Stitchers" chums), and (lower right) Rose Jensen, Monica Shipley and Kate Giever. — Photos submitted by Ardith Eakin





# RAIL FENCE (TIMES THREE)




To start out the new sewing season is a classic and simple pattern – Rail Fence. What makes a pattern elegant are shades of the same color, so we will do this block in shades of **gray**, shades of **yellow**, and shades of **blue**; three separate blocks in shades of three different colors.

Do all three blocks, or if you have lots of gray then do gray blocks.

You will need 2 ½" x 26" strips (or slightly longer) of three shades of each color.

Let's assume you are using gray. Sew your three 2 ½" x 26" strips of gray together then cut into four 6 ½" x 6 ½" blocks. Press seams to the dark side. Use a scant ¼" seam (just slightly under ¼"). Remember there is nothing magic about ¼", it just makes the math easy.



Now rotate the blocks as shown and sew together. Repeat for the two other colors so the assemblers can make a beautiful multi-colored quilt. **Remember, DO NOT mix the gray, blue or yellow in the same block.** Your finished block should be 12" x 12".

*Used with permission of Quilters Cache, [www.quilterscache.com](http://www.quilterscache.com).  
Any modifications are purely the responsibility of the Tri-Cities Quilting Guild.*



2020

## quilt show challenge

# "SKINNY QUILTS"

### BASIC RECIPE:

1. 7" or less wide
2. 40-42" long (width of fabric)
3. All entries will be hung vertically
4. Three layers – top, batting, backing

### OPTIONS:

- Any fabric, any embellishments
- Any edge finish (bind, face, envelope...)
- Plastic canvas strip available for flat hanging
- Enter up to 5 pieces in up to 5 categories
- Quilt show theme: stars
- Seasonal/Holiday
- 3-D non-fabric embellishment
- Applique
- Embroidered and/or painted, bleached, dyed
- Traditional blocks, pieced by any method
- 16-years-olds & under category
- Submit Feb 24 – Mar 7, 2020 at many local fabric retailers
- Identify with your name, phone number and category.

**PUT YOUR SKINNY QUILTS THROUGH THEIR FINAL FAST!**  
**Register by Feb 11. Deliver to Janean's Bernina, Quiltmania, Discount Vac & Sew, or Fabric 108 between Feb 24 & March 7.**

## New quilt show registration goes live on Guild's new redesigned website!

The combined brain power of Don Short at One World Telecommunications and the Guild's own Karen Brun have created a thing of beauty! Go to the Guild website, [www.tcquilters.org](http://www.tcquilters.org), click on Quilt Show, then Enter an Exhibit.

Enter your email and create a password for yourself (don't agonize ... it will print on your registration receipt, and the program will email it to you if you forget).

In the Category section, remember that the Collection/Collaboration choice is used for friendship groups or ad hoc groups. Also for Juniors, Quilts of Valor/patriotic designs. (If we notice two or three versions of the same pattern, the registrars might create a new subdivision: we will notify you.)

Red boxes indicate required information; you won't be able to submit if there are blanks. Notice that you cannot short-circuit a Description. The story of your process is as interesting and worthy of public appreciation as your product.

When you have filled all the blanks, click Review. If you have additional exhibits, you can just keep registering. No need to re-type your name, address, etc.; it is all archived as "customer information."

When you check your email receipt, you will laugh out loud. Aside from the humor, there is vital information. You should print it out and keep it with your show quilts, so you'll remember what you entered.

You will NOT receive a drop-off/pick-up form that you are liable to forget in your excitement on set-up day. The check-in table will have them on file. Workers will pin the top half of the form to your quilt and give you the bottom, which will be needed to retrieve it.

Registration will close at midnight Monday, Feb 11. There are a finite number of slots, so sign up as soon as you can.

## WB local shop hop will dispel seasonal affective disorder; new shops added

Mark your calendar, select a new project to shop for, and organize your carpool. Passports (\$10) will be available for purchase a week early (Saturday, Jan 18) if you want to escape the kick-off crowd. If not, the cash register at 294 Torbett, Richland, will boot up at 9 am on

### White Bluffs Quilt Museum announces its sixth annual Local Shop Hop: Jan 25.

Shop Hop morning Saturday, Jan 25.

Fruit, scones, coffee and conversation will fuel you up for the door prize drawing at 9:45. As usual, participating merchants will donate gift certificates for immediate spending.

Plan your itinerary carefully — deals, discounts, and signatures are good for one day only. There is a new stop at Crabapple Hill Studio in Benton City. Honey Bee Quilts and the Sewing Basket were added last year. The in-town list includes Badger Mountain Yarns, Craft Warehouse, Discount Vac & Sew, Fabric 108, Janean's Bernina, Needful Needlecraft, Quiltmania, and Sandy's Fabrics.

Your fully-stamped passport makes you eligible for the grand prize. Drop it at the Museum any time before noon on Saturday, Feb 8. The drawing will take place at the Second Saturday Soup, News & Demo Session.



# Velda Newman Workshop

Tuesday, May 19 and Wednesday May 20, 2020

## TEXTURE AND FORM

“Nature is an endless source of beauty and inspiration. With this in mind, learn how to get rid of the “flat” look and turn your fabric into something interesting! Students will create texture by using simple machine techniques which can be used for quilts or clothing. The samples you create the first day will be used the second day as a basis for learning how to apply paint to textiles. Using water-based acrylics, inks and other items I will furnish, you will learn how to create depth and shading on your fabric.”

Location: Finley Grange


Date: Tuesday, May 19 and Wednesday, May 20

Time: 9:30AM - 4:30PM

Cost: \$175

Supply list will be emailed

Questions?? Contact Cheryl Garrison at (616) 813-6520 or [clock902@aol.com](mailto:clock902@aol.com)



Sign up online at <https://tcquilters.org/learn-with-us/register.html> OR fill out the form below.



## Velda Newman Workshop

Two-day workshop on Tuesday, May 19<sup>th</sup>, and Wednesday, May 20<sup>th</sup>,  
\$175 (\$50 deposit required) Workshop must be paid in full no later than April 15<sup>th</sup>.

Name: \_\_\_\_\_

Phone: \_\_\_\_\_

Email: \_\_\_\_\_

Street address: \_\_\_\_\_

City: \_\_\_\_\_ State \_\_\_\_\_ ZIP \_\_\_\_\_

Mail registration form along with check for \$50 or total amount (payable to TCQG) to:

TCQG Treasurer  
PO Box 215  
Richland WA 99352

# National shop hop turns into a horse of a different color

The summer vacation Row by Row promotion has morphed into “Quilters Trek, a Color-Guided Shopping Experience.”

Janet Lutz and her creative director, Deborah Gabel, plan to start earlier and end later (May 22 through August) to encompass the entire travel season. And they want to promote a more cohesive aesthetic in the finished quilts. Thus the

emphasis on color over motif. (It is a happy coincidence that this year’s blue conforms to the Pantone choice for 2020.) Shops will design four 9 x 9 blocks that can be combined into a 9 x 36 row or an 18 x 18 square; winning entries must use 32 9-inch designs – four from eight different stores. Learn more at <https://rowbyrowexperience.com/quilters-trek/>.



## New decade, new decision makers

*The Guild’s political season passed uneventfully, but there are some new faces on your management team!*

• **Treasurer:** Trista Self has a BS in Accounting from WSU (Go Cougs!), and over 22 years’ experience; currently, she is an independent contractor offering bookkeeping, small business accounting, and project management services to local construction and engineering companies. In addition to the “day job,” she has a busy little longarm gig with clients in Tri-Cities, Oregon, and Texas. In the little spare time she has for personal projects, she enjoys hand embroidery and quilting.

• **Workshop Chair:** Cheryl Garrison is a transplant from Grand Rapids, Michigan, a career librarian, a genealogy hobbyist, and quilting aficionado. She will continue the Guild practice of mixing far-flung instructors with local/regional teachers to provide learning opportunities for our variety of interests and abilities. Her immediate priority is a series of Skillbuilder classes that will be free to Guild members.

• **Program Committee:** Linda Weir and Ellen Sly are both committed to learning new skills; they will join Cheryl and Education Chair Jo Matthias in planning the informational components of our monthly meetings.

• **Communications Coordinator:** Dianne Cramer’s social media savvy has had a hugely positive impact on our Facebook page; she will serve as the board spokesperson for all of the Guild media and publicity efforts.

• **Coffee Baristas:** Juanita Alvarez is the morning hostess, and Shelley Thompson is the evening hostess.



## Vac’n Sew spreads holiday cheer

Phyllis Maynard (left) was the shocked and delighted winner of a Babylock sewing machine donated again this year by Ginny Hildreth, owner of Vac’n Sew, as a raffle prize to support White Bluffs Quilt Museum. Vac’n Sew also (again!) donated a second machine as a door prize at the December Guild meetings and Christmas potlucks, held at the Richland Library Dec 16. That machine was won by Dee Leigey (photo unavailable). Many thanks to Ginny and Vac’n Sew for these generous annual gifts.

## Printing & Advertising Information for Quilter’s Press

- **Quilter’s Press:** published six times/year by the Tri-City Quilter’s Guild
- **FOR PAID ADS:** Send payment to Tri-City Quilter’s Guild Treasurer at PO Box 215, Richland, WA 99352
- **Subscription:** (6 issues/year) \$10.50 per calendar year, or included in the annual membership dues.
- **Send to Editor (in writing):** your comments, information, articles, announcements. Future events for all quilt groups published free of charge. Editor: Carol O’Callaghan 509-289-9065 [oc.carol@gmail.com](mailto:oc.carol@gmail.com)
- **Advertisements:** TCQG members receive one free personal advertisement (business card size) per year. Business Advertisements: quilt-related shops, fabric shops, and persons who operate a home-based quilt related business. Rates are listed at right. Display ads need not be camera ready.
- **Deadline for Newsletter Input:** 15th of Feb, April, June, Aug, Oct, Dec.

### Quilter’s Press Advertising Rates Per Issue

<b>Business Card</b>	\$10 non-members — \$5 for members
<b>Classified</b>	\$1 per line - \$5 minimum (same for members)
<b>Quarter Page</b>	\$20 non members — \$10 for members
<b>Half Page</b>	\$40 non-members — \$20 for members
<b>Full Page</b>	\$80 non-members — \$40 for members
TCQG members may place one free business card size ad per year.	





## CLASSIFIEDS

Bernina 750 sewing machine and embroidery unit including luggage cases. Comes with all original accessories. \$2,100 for sewing machine and luggage case; \$1,200 for embroidery module and luggage case. If you buy both the price is \$3,100. Contact Cheryl Wiborg at 509-430-3069 or slaabs@gmail.com

Am downsizing and my Pfaff Hobby 1200 Grand Quilter needs a new home. Excellent condition, accessories include walking foot, hopping foot, 1/4" foot, knee lift, extension table, owner's manual, bobbins, metal thread stand. \$600.00. Sandra Ferland 509-554-8216



Special Request: please save your Christmas cards (fronts only is fine) for Carol O'Callaghan for a collage project. I'll get them at the January meeting. Thanks!!!



*Miss Annie's*  
*Kathy Rogers*

Longarm Quilter  
missannies1742@gmail.com

(509) 438-9384  
(509) 586-1680

## Mid-Columbia Machine Quilters Guild

Meetings held on the last Saturday of:  
Jan, Feb, Apr, Jun, Aug, Oct

**Meetings Currently Held in**  
Banner Bank Conference Room @ 10am  
203 W. 1st Ave, Kennewick WA 99336-3930

**Please Contact for Further Information**  
tanyabunch@msn.com  
ednawigger@outlook.com




**Sewing & Stitchery**  
e-x-p-o

Puyallup, WA  
February 28 & 29, 2020

- Fun time with fellow sewers
- Transportation provided
- Two people to a room
- Take advantage of nationally recognized sewing educators
- See the latest products

**Great opportunity for fun and sharing!**

Call Kristi Ruth Ellis 509-943-2371  
or Pauline Sheldon 509-547-4379  
for more information  
sewexpo.com

### "SEWING & STITCHERY EXPO 2020" REGISTRATION FORM

Must be postmarked by January 30, 2020 for \$165 rate. (Based on double occupancy).

NAME \_\_\_\_\_ Male  Female

ADDRESS \_\_\_\_\_

CITY \_\_\_\_\_ STATE \_\_\_\_\_ ZIP \_\_\_\_\_

PHONE \_\_\_\_\_ EMAIL \_\_\_\_\_ AMOUNT ENCLOSED \_\_\_\_\_

ROOMMATE PREFERENCE (NAME) \_\_\_\_\_

**ALL ROOMS ARE NON-SMOKING**

Make check payable to:

**Clothing & Textile Advisors (CTA)**

Please mail to: **EXPO Bus Trip**

**% Pauline Sheldon  
5 Apeldorn Court  
Pasco, WA 99301**





# Tri-City Quilters' Guild

## 2020 SPRING RETREAT

**April 21 or 22 — 26, 2020**

Retreat begins at 10 am Tues, ends at 3 pm Sun

Ascension School Camp & Conference Center — 1104 Church Street, Cove OR 97824

*Required Deposit \$50 • Total Payment to be determined.*

Name \_\_\_\_\_ Phone \_\_\_\_\_

E-mail \_\_\_\_\_

Address \_\_\_\_\_

City \_\_\_\_\_ State \_\_\_\_\_ Zip \_\_\_\_\_

Please check one box {  Tuesday - Sunday, 6 days / 5 nights / 7 meals: Final cost being determined  
 Wednesday - Sunday, 5 days / 4 nights / 7 meals: Final cost being determined

Names of Roommates: 1. \_\_\_\_\_  
2. \_\_\_\_\_

Room Preferences: 1. \_\_\_\_\_  
2. \_\_\_\_\_

- Two handicap rooms available (4 beds) on a first come first served basis with payment
- Please indicate food allergies
- Note there are 18 spaces available. These will be filled in order of forms/payment postmarks (if mailed) or date hand-delivered to Ginny Coffman (at White Bluffs) or guild treasurer.

**Mail registration form with deposit to**

TCQG - Treasurer  
PO Box 215  
Richland, WA 99352



## 2020 Spring Retreat at Cove, Oregon



# Local Shops

## CRAFT WAREHOUSE

7411 W Canal Drive, Kennewick, WA  
509-783-9663  
10% discount on one item per visit - show your card

## DISCOUNT VAC, SEW & FABRICS

119 W 1st Ave, Kennewick, WA  
509-586-1680  
www.discountvacandsewwa.com  
10% discount to TCQG members n regularly priced fabric

## FABRIC 108

5215 W Clearwater Ave, Suite 105, Kennewick, WA  
509-586-0108  
Email: fabric108@yahoo.com  
www.fabric108.com

## HONEY BEE QUILTING

713-A 9th St, Benton City, WA  
509-578-4715

## JANEAN'S BERNINA

6303 Burden Blvd in Pasco  
509-544-7888  
www.janeansbernina.com

## JOANN FABRICS

751 N Columbia Center Blvd, Kennewick  
509-736-0970

## QUILTANIA

1442 Jadwin Ave, Richland  
509-946-7467 (PINS)  
Email: quiltmania@verizon.net  
15% discount to TCQG members on fabric and notions

## SANDY'S FABRICS AND MACHINES

24 N Benton, Kennewick  
509-585-4739 (ISEW)

## THE SEWING BASKET & GIFTS

1108 Wine Country Road, Prosser, WA  
509-786-7367  
10% discount to TCQG members

Candy Crandall • Longarm Quilter  
*Candy's Quilts & Things*



509-531-8550  
68403 NSR 225  
Benton City, WA  
candysquiltsandthings@gmail.com



Susan Engelking  
(509) 578-4715  
engelking20009@aol.com

**Custom Machine Quilting**

Open Tues - Sat 10am - 4pm  
713-A 9th Street  
Benton City, WA 99320

**Fabrics • Quilting Supplies • Classes**

*Curly Q Quilting*



- Bed Quilts
- Wall Quilts
- Yardage for Bags, Clothing etc
- Basting for Hand Embroidery

Hand-Guided Longarm Quilting  
Joanie Jensen  
509-531-9651



Miss Daisy Quilting

Custom free-motion and hand-guided longarm quilting services

Jodi Hassell  
(509) 378.2586  
missdaisyquilting@gmail.com  
www.facebook.com/missdaisyquilting

15% off the quilting of your first quilt.

Members can put a business card here free one month/year. Beyond one month is \$5 per issue. Email oc.carol@gmail.com.

SHOP LOCAL • THANKS!





## Project Linus

*Providing Security  
Through Blankets*

SATURDAY, JAN 4 10 am – 4 pm  
Team Battelle/Workparty  
Quinault Baptist Church  
5400 W Canal Dr, Kennewick

THURSDAY, JAN 9 10 am – 4 pm  
Quilting at the Library  
Richland Public Library  
955 Northgate Dr, Richland

SATURDAY, FEB 1 10 am – 4 pm  
Team Battelle/Workparty  
Quinault Baptist Church

THURSDAY, FEB 13 10 am – 4 pm  
Quilting at the Library  
Richland Public Library

SATURDAY, MAR 7 10 am – 4 pm  
Team Battelle/Workparty  
Quinault Baptist Church



Info: Lois Pedersen 509 967-9062  
timnlois4@gmail.com

[www.projectlinus-tc.org](http://www.projectlinus-tc.org)

## JANUARY

Shirley Lacey  
Sara Ortega  
Joyce Hull  
Melinda Dahl  
Susie Shipp  
Deanna Klages  
Louise Peterson  
Julie Moore  
Sue Nutter  
Debbie Calhoun  
Judy Deneen  
Susan Engelking  
Susan Muller  
Terra Watkins  
Rose Jensen  
Maurine Johnson  
Linda Edmiston

*Happy  
Birthday!*



## FEBRUARY

Velva Harris  
Marty Campbell  
Reisa Ozanich  
June Hansen

Carol Capelle  
Nadeen Irvine  
Judith Lyon  
Kay Workinger

**If it is your Birthday Month, please bring treats to share at the meetings.  
Thank you!**

## Quilt top missing

Anyone seen this quilt top? Lois Pedersen handed it to someone early this fall to be quilted and it's gone missing. Please return to Lois — even unquilted — thanks very much!




## GUILD FABRIC CLOSET

Need fabric or batting to complete a Guild project? Decluttering the sewing area? Check out the Closet! Fabric donations are welcome.

Kathy Kaser-Nichols' office  
229 N Fruitland, Kennewick  
509-586-7335

PO Box 215, Dept. QP  
Richland, WA 99352

Return Service Requested



Pick up a pre-sale show ticket for family, friends, and maybe even your favorite barista. See page 2. Also don't forget to load up on quilt raffle tickets while you can!

## JANUARY

### Second Monday Board Meeting 1/13

6:30 pm

White Bluff's Museum  
294 Torbett Street, Richland  
(All members are welcome.)

### Third Monday AM Meeting 1/20

10 am Social Time & Refreshments

10:30 am Meeting & Program

Hillspring Church 1153 Gage Blvd, Richland

### Third Monday PM Meeting 1/20

6:30 pm Social Time & Refreshments

7 pm Meeting & Program

Hillspring Church 1153 Gage Blvd, Richland



Detail from Karen Brun's "Winter Wonderland," a fresh, bright, crisp quilt for cold winter nights. Karen's quilt was hung in the show last March. (Design by Meg Hawkey.)

## FEBRUARY

### Second Monday Board Meeting 2/10

6:30 pm

White Bluff's Museum  
294 Torbett Street, Richland  
(All members are welcome.)

### Third Monday AM Meeting 2/17

10 am Social Time & Refreshments

10:30 am Meeting & Program

Hillspring Church 1153 Gage Blvd, Richland

### Third Monday PM Meeting 2/17

6:30 pm Social Time & Refreshments

7 pm Meeting & Program

Hillspring Church 1153 Gage Blvd, Richland